



N. COTZIAS SHIPPING CO. LTD.

7-9 Akti Miaouli - 185 35 PIRAEUS - HELLAS **SHIPBROKERS Since 1893**
Tel: +30 210 422 2660 Fax: +30 210 422 2678

S&P MONTHLY REPORT MARCH 2008

Executive Summary

Ship sale volume:

Total number of Ships <u>sold</u> this month:	138	last mon	133	↑
Dry cargo Ships <u>sold</u> this month:	86	last mon	82	↑
Wet cargo Ships <u>sold</u> this month:	52	last mon	51	↑
Scrap volume:				
Ships <u>scrapped</u> this month:	15	last mon	21	↓
Highest Scrap Price paid this month:	\$735/T	BANGLADESH		

Newbuilding Ships Prices (28/3/2008)

Dry Cargo	CAPE	4/1/2008		PMX	4/1/2008		HMAX	4/1/2008	
NB	\$97.0	\$97.0	↓	\$54.0	\$53.0	↑	\$46.5	\$45.0	↑
Tanker Ships	VLCC	4/1/2008		SUZ	4/1/2008		AFR	4/1/2008	
NB	\$149.0	\$141.0	↑	\$91.0	\$88.0	↑	\$75.5	\$71.0	↑
	PAN	4/1/2008		PROD	4/1/2008				
	\$64.5	\$62.5	↑	\$51.8	\$51.3	↑			

Average Dry cargo T/C Earnings (worldwide routes):

	Mar-08		Feb-08		Jan-08		Dec-07
Capes > 144,000 dwt:	\$95,764	↑	\$74,005	↓	\$111,054	↓	\$166,160
Large Bulkers 144,000 – 85,000 dwt:	\$96,667	↑	\$80,333	↑	\$59,667	↓	\$94,000
Panamax 82,000 – 59,000 dwt:	\$69,286	↑	\$54,069	↓	\$55,659	↓	\$74,977
Handymax 59,000 – 48,000 dwt:	\$62,479	↑	\$48,547	↓	\$53,250	↓	\$64,187
Handy 48,000 – 40,000 dwt:	\$55,342	↑	\$47,253	↑	\$46,033	↓	\$57,636
Bulkers 40,000 – 30,000 dwt:	\$41,350	↑	\$31,929	↓	\$45,063	↓	\$56,500
Small Bulkers 30,000 – 12,000 dwt:	\$33,444	↑	\$31,250	↓	\$37,500	↑	\$34,714

Scrap Prices for MARCH 2008

China - Highest paid: \$nil Average paid: \$nil
 India - Highest paid: \$680 Average paid: \$607
 Bangladesh - Highest paid: \$735 Average paid: \$707
 Pakistan - Highest paid: \$nil Average paid: \$nil
 Turkey - Highest paid: \$nil Average paid: \$nil

Baltic Indices:

	31-Mar-08		29-Feb-08		30-Jan-08	% since 2/1/2008	2-Jan-08
Baltic Dry Index	8081	↑	7613	↑	5900	-9.11%	8891
Baltic Panamax Index	7867	↑	7435	↑	5523	-0.89%	7938
Baltic Supramax Index	4827	↓	5021	↑	3903	-15.92%	5741
Baltic Cape Index	11993	↑	10743	↑	8310	-9.37%	13233
J.E. Hyde Dry Index	4955	↓	5048	↑	3849	-17.25%	5988
J.E. Hyde Handy Index	7760	↑	7697	↑	6223	-14.31%	9056

DRY CARGO SHIPS SOLD DURING THIS MONTH										MARCH	2008
NAME	TYPE	YEAR	BUILT	DWT	GEAR	PRICE	BUYERS NAME	BUYERS NATION	NOTES	IMO	
DESIMI	BC	1989	HYUNDAI	207,063	-	\$82.00m	CHINESE BUYERS	CHINA	SELLERS ARE. CARDIFF MARINE GREECE - DELIVERY JULY 08	8715041	
KATSURAGI MARU	BC	1986	SUMITOMO	188,001	-	P&C DEAL	GERMAN BUYERS	GERMANY	SELLERS ARE BLUMENTHAL JMK GERMANY	8416138	
MINERAL MONACO	BC	2005	IMABARI	180,263		\$37.50m	BOCIMAR & DRYLOG	BELGIUM	SELLERS ARE SHOEI KISEN KAISHA LTD JAPAN PURCHASE OPTION INCL 5-7 MONTHS TC AT 105,000/DAY	9325025	
SUNGDONG RESALE	BC	2010	SUNGDONG	180,000		\$96.75m	INDIAN BUYERS	INDIA	SELLERS ARE PHOENIX ENERGY NAVIGATION, GREECE	9440174	
CAPE SUN	BC	1999	HYUNDAI	172,500		\$270.00m	RIZHAO STEEL	CHINA	CAPE SUN & ARETHOUSA SOLD ENBLOC. SELLERS ARE ZELA SHIPPING GREECE	9174725	
ARETHOUSA	BC	1999	HYUNDAI	171,779						9179579	
SUNGDONG RESALE	BC	2010	SUNGDONG	170,000	-	\$99.00m	UNDISC	-			
SAMOS	BC	1982	ODENSE LINDO	137,000		\$27.00m	CHINESE BUYERS	CHINA	SELLERS ARE GOLDENPORT GREECE. SOLD INCL BALANCE OF T/C TILL END 2008 AT REGION \$32,000/DAY	8023981	
HAINAN	BC	1996	FINCANTIERI	75,339		\$34.00m	UNDISC	-	SELLERS ARE KOMROWSKI BEFRACHTUNGSKONTOR GERMANY. INCLUDES T/C ATTACHED FOR BOTH VESSELS UNTIL JUNE/AUG 2010 AT \$10,100, \$10,650/11,150/DAY.	9086057	
FUJIAN	BC	1996	FINCANTIERI	75,339						9129574	
BULK CEDAR	BC	1998	HALLA SAMHO	73,322		\$144.00m	BLOSSOM MARITIME	GREECE	SELLERS ARE UNISEA SHIPPING LTD GREECE. SHE WILL GIVE VERY EARLY DELIVERY. SOLD BASIS SS DUE APRIL 08	9145059	
BULK FERN	BC	1997	HALLA SAMHO	73,322						9137636	
NORD LUNA	BC	2000	SUMITOMO	73,288		\$70.00m	DRYSHIPS	GREECE	SELLERS ARE SYNERGIE MARITIME INDIA. PREVIOUS REPORTED SALE AT \$73m TO VIETNAMESE FAILED.	9213791	
LANZAROTE	BC	1996	CHINA	73,008		\$65.00m	HUMPUSS	INDONESIA	SELLERS ARE CARDIFF MARINE GREECE	9147899	
YUBA	BC	1987	MITSUMI	72,578	D1X30T	\$47.50m	FAR EAST BUYERS	FAREAST	SELLERS ARE EASTWIND HELLAS S.A.	8604383	

LACERTA	BC	1994	SHIN KURUSHIMA	71,862	-	\$57.00m	CHINESE BUYERS	CHINA	SELLERS ARE CARDIFF MARINE INC GREECE. DELIVERY DECEMBER 2008	9071600
YK TITAN	BC	1997	TSUNEISHI	69,221	4X25T	\$65.00m	TATA STEEL	INDIA	SELLERS ARE SHINKO MARITIME JAPAN. SOLD BASIS DELIVERY JULY/AUG 08	9130975
CUMBRIA	BC	1994	JAPAN	69,043	-	\$60.00m	CHINESE BUYERS	CHINA	SELLERS ARE HADLEY SHIPPING, UK. SALE INCLUDES T/C TILL OCT 08 AT 20,000/DAY	9102162
THEOFANO M	BC	1982	TSUNEISHI	64,976	-	-	NORWEGIAN BUYERS	NORWAY	SELLERS ARE RAINBOW SHIPMANAGEMENT GREECE. SHE WAS REPORTED SOLD LAST NOV 07 AT \$31m TO UNDISCLOSED BUYERS.	8015192
GIZAN GLORY	BC	1978	MITSUBISHI	53,507	3X22T, 1X25T	P&C DEAL	DANISH BUYERS	DENMARK	SELLERS ARE EMIRATES TRADING AGENCY LLC, UAE. SOLD INCL A BB CHARTER FOR UNDISCL RATE AND PERIOD	7632761
NORD WAVE	BC	2005	IWAGI	53,489	4X30.5T	\$73.00m	STAR BULK CARRIERS	GREECE	REPORTED SOLD IN DEC 07 AT \$80m THEN IN JAN 08 AT \$72m. LATER NEWS ARE THAT THOSE SALES HAD FAILED. SELLERS ARE NORDEN DENMARK.	9313022
SNOW FALCON	BC	2003	MITSUBI TAMANO	50,246	4X30.5T	\$68.00m	FRESEAS	GREECE	SELLERS ARE NEOM MARITIME, SINGAPORE. DELIVERY 06/2008	9266188
TANGO GLORY	BC	2001	OSHIMA	48,193	4X30 T	\$64.00m	TRANSMAR SHIPPING	GREECE	SELLERS ARE TAIHEIYO KISEN KK JAPAN. SHE HAD BEEN REPORTED SOLD TO KOREANS FOR \$67m BUT FAILED (IN Jan 08)	9244269
ALAM MAKMUR	BC	2000	MITSUBI	46,634	4X30T	\$63.50m	KOREAN BUYERS	KOREA	SELLERS ARE PSM PERKAPALAN SDN MALAYSIA	9219458
HULK	BC	1995	SANOYAS	46,601	4X30T	\$56.00m	MIPO	KOREA	SELLERS ARE MARITEAM SERVICES INC GREECE	9083275
GLEN HELEN	BC	1998	OSHIMA	46,570	4X30T	\$55.00m	UNDISC	-	SELLERS ARE PETER DOEHLE GERMANY. SHE HAD BEEN REPORTED SOLD ENBLOC WITH ISOLDE BACK IN JAN 08 FOR \$130m BUT DEAL FAILED	9144031
ISOLDE	BC	1998	OSHIMA	46,570	4X30T	\$56.00m				9144055
APPENZEL	BC	2001	MITSUBI	46,492	4X30T	\$63.50m	GREEK BUYERS	GREECE	SELLERS ARE MASSOEL MERIDIAN SWITZERLAND	9227833
STAR EVANGER	BC	1984	TULCEA	44,959	1X35T 2X20T GANTRY CRANES, BOXED HOLDS	\$25.20m	BOGAZZI	ITALY	SELLERS ARE WESTFAL-LARSEN MANAGEMENT NORWAY	8220072
STELLAR EAGLE	BC	1990	HASHIHAMA	42,968	3X14.5T	\$31.00m	EUROPEAN BUYERS	EUROPE	SELLERS ARE LEO SHIP MANAGEMENT HONG KONG CHINA - CHIP CARRIER	8908765

C. GALAXY	BC	1985	mitsui	42,586	4X25T	\$32.00m	UNDISC	-	SELLERS ARE CHANG MYUNG SHIPPING CO LTD KOREA	8323903
AMANDA C	BC	1984	NHI	41373	4X25T	\$28.00m	SAMSUN LOGIX HELLAS	GREECE	SELLERS ARE NORBULK ENTERPRISE SHIP MANGMT ITALY	8217518
ANGEL S	BC	1978	SANOYASU	40,614	3X25T	\$13.00m	UNDISC	-	SELLERS ARE YUG RUSSI SHIPPING AGENCY RUSSIA	7718711
XI RUI 5	BC	1985	mitsui	40,478	5X25T	\$30.00m	TURKISH BUYERS	TURKEY	SELLERS ARE SKAARUP MANAGEMENT HONG KONG	8300652
CMA CGM COPERNIC	CONT	2007	AKER MTW WERFT WISMAR	37,905	2742 TEU	\$67.00m	UNDISC	-	SELLERS ARE LAEISZ GERMANY	9349875
YARE	BC	1985	KURUSHIMA	37,568	4X25T	\$30.00m	TURKISH BUYERS	TURKEY	SELLERS ARE EASTWIND SHIPMANAGEMENT PTE SINGAPORE	8323678
SANDVIKEN	BC	1986	3 MAJ	34,750	3X25T, 1X12T	\$38.00m	ALGOMA CENTRAL CORP	CANADA	SELLERS ARE WALLEM SHIPMANAGEMENT LTD CHINA. INCLUDES A LOW T/C TO FEDNAV	8504882
DAVIKEN	BC	1986	3 MAJ	34,750	3X25T, 1X12T					8505848
GOVIKEN	BC	1986	3 MAJ	34,750	3X25T, 1X12T					8505850
LADY EAST	BC	1978	KANASASHI	33,670	D4X15T	\$6.53m	GREEK BUYERS	GREECE	SELLERS ARE GOLDEN TRANSPORT GREECE	7618973
MSC OSLO	CONT	1989	FINCANTIERI BREDA	33,310	2200 TEU	\$40.00m	MSC	SWISS	SELLERS ARE MAGNUS CARRIERS GREECE	8618451
ENERGY 1	CONT	1989	FINCANTIERI BREDA	32,000	2232 TEU					8618449
PACIFIC QUEST	CONT	1983	KAWASAKI	32,631	1830 TEU	P&C DEAL	MSC	MONACO	SELLERS ARE ZODIAC MARITIME AGENCIES LTD UK	8130019
GASSAM	BC	1975	USUKI	30,217	D5X22T	\$5.50m	UNDISC	-	SELLERS ARE LEO SHIPPING INDIA	7378377
STRANGE ATTRACTOR 1	BC	1978	HAKODATE	28,873	5X15T	\$10.50m	UNDISC	-	SELLERS ARE LYNCOTT ENTERPRISES LTD CYPRUS. SOLD INCLUDING T/C TILL JUNE 2008 AT \$15470/LDT PLUS 12 MONTHS AT \$16000/DAY	7619654
PITT ISLAND	BC	1997	NAIKAI ZOSEN	28,611	4X30T	\$34.00m	ID SHIPPING	DENMARK	SELLERS ARE PACIFIC BASIN SHIPPING HK LTD CHINA. SALE INCLUDES T/C BACK FOR 4 YEARS AT 18,000/DAY	9146807
IVS KINGFISHER	BC	2002	KANDA KAWAJIRI	28,425	4X30T	\$48.90m	BARU DELTA	GREECE	SELLERS ARE ISLAND VIEW SHIPPING SOUTH AFRICA. JUNE DELIVERY	9238117
ANSAC ORIENT	BC	1995	IMABARI	28,399	4X30.5T	\$38.50m	BO YANG	KOREA	SELLERS ARE IMABARI SENPAKU JAPAN	9115092
POWER	BC	1977	SHIN KURUSHIMA	27,023	4X15T, D1X15T	\$5.80m	CHINESE BUYERS	CHINA	SELLERS ARE LEO SHIPPING INDIA	7602924
JAG VIKAS	BC	1977	NAMURA	26,781	5X15T	\$7.20m	CHINESE BUYERS	CHINA	SELLERS ARE GREAT EASTERN SHIPPING CO LTD. EX POLYCHRONIS.	7628203

SILVER BAY	BC	1997	IMABARI	26,516	4X30T	\$38.50m	UNDISC	-	SELLERS ARE PREHNIET BEHEER BV NETHERLANDS	9159050			
BONNIE M	BC	1980	KURUSHIMA	22,577	D4X25.5T	\$10.00m	CHINESE BUYERS	CHINA	SELLERS ARE SD MARINE KOREA	7908744			
EDELWEISS	BC	1993	SAIKI JUKOGYO	22,176	4X30T	\$31.00m	FAR EAST BUYERS	FAREAST	SELLERS ARE MARINE ACE CO LTD JAPAN	9060730			
ZARA III	BC	1978	JAPAN	18,801	D4X25T	\$4.75m	UNDISC	-	SELLERS ARE UNIVERSAL NAVIGATION PTE SINGAPORE	7701158			
CHANGI HOPE	BC	2000	SHIKOKU	18,320	3X30T	\$34.00m	GREEK BUYERS	GREECE	SELLERS ARE COSMIC SHIP MANAGEMENT PTE LTD SINGAPORE. SHE WAS REPORTED SOLD LAST NOV 07 TO GREEK BUYERS AT \$29m AND IN FEB 08 TO CHINESE AT \$34.8m	9214252			
PERLA II	MPP	1979	IHI	17,199	367 TEU 3X25T, 2X22T	\$6.30m	UNDISC	-	SELLERS ARE INTERNATIONAL SHIPPING MIAMI USA	7718204			
KENT VOYAGER	MPP	1982	USUKI SAIKI	15,912	4X20	\$9.75m	SYRIAN BUYERS	SYRIA	SELLERS ARE KENT LINE CANADE	8200606			
EMIRATES JUMEIRAH	CONT	1990	SIETAS	15,162	2X40T, 1048 TEU	\$50.00m	DANISH BUYERS	DENMARK	EMIRATES JUMEIRAH, PEGASUS, POLARIS SOLD EN BLOC TO DANISH BUYERS. SELLERS ARE ROHDEN BEREEDERUNG UAE. VESSEL HAD BEEN REPORTED SOLD IN OCT 07 AT \$13.5m TO GERMAN BUYERS BUT DEAL FAILED	8908533			
PEGASUS	CONT	1993	DENMARK	12,216	2X40T								
POLARIS	CONT	1993	DENMARK	12,184	2X40T								
CALA PALMIRA	CONT	1995	VOLKSWERFT	14,717	2X40T, 1132 TEU	\$19.50m	CONTAINER LEASING A/S	DENMARK	SELLERS ARE HERMANN BUSS GERMANY. SOLD WITH A 13 MONTH TC AT UNDISCLOSED PRICE	9117650			
COLIMA STAR	MPP	1999	MIURA ZOSENSHO	11,478	2X31T, D2X30T	-	KOREAN BUYERS	KOREA	SELLERS ARE BAJA FERRIES S.A. MEXICO	9197179			
FINNMILL	RORO	2002	JINLING	10,300	184.8M LOA, 200 TRAILERS, TEU 800	\$183.92m	FINNLINES SHIPMANAGEMENT	SWEDEN	SELLERS ARE NORBULK SHIPPING UK - SOLD EN BLOC FOR \$183.92m (Euro 121m) FOR ALL 4 UNITS. SOLD DURING CHARTER	9212656			
FINNPULP	RORO	2002	JINLING	10,300	184.8M LOA 200 TRAILERS								9212644
FINNKRAFT	RORO	2000	JINLING	8,702	162.58M LOA 120 TRAILERS								9207883
FINNHAWK	RORO	2001	JINLING	8,699	162.58M LOA 120 TRAILERS								9207895
SUSANNE	CONT	1992	DENMARK	9,868	976 TEU	\$16.70m	GERMAN BUYERS	GERMANY	SELLERS ARE MAERSK DENMARK	9002403			
HISPANICA	MPP	2002	CROATIA	9,861	2X35T	\$22.50m	NORTH EUROPEAN	NORTH EUROPE	SELLERS ARE MONTEVERDE DI NAVIGAZIONE ITALY - SOLD FOR EURO 14.8MIL	9171395			

LA SUPERBA	RORO	2002	APUANIA NOVI	9,750	153 TRAILERS, 2750 PAX	\$402.80m	VINASHIN	VIETNAM	LA SUPERBA & LA SUPREMA SOLD ENBLOC. SELLERS ARE GRANDI NAVI VELOCI ITALY - SOLD FOR EURO 265MIL BOTH UNITS	9214276
LA SUPREMA	RORO	2003	APUANIA NOVI	9,750	153 TRAILERS, 2750 PAX					9214288
SKY HOPE	MPP	2000	SHIN KURUSHIMA	9,108	2X36T	\$15.50m	UNDISC	-	SELLERS ARE UNIMARINE SYRIA	7702920
ARIS	MPP	1974	GALATI	8,750	4X5T	\$2.60m	SYRIAN BUYERS	SYRIA	SELLERS ARE COSENA ROMANIA	7427790
TOR MAXIMA	RORO	1978	HITACHI SAKAI	8,551	LOA 176.2, L.M 2723	P&C DEAL	P&O	UK	SELLERS ARE GOLIAT SHIPPING AS NORWAY	7708778
HUB EXPLORER	CONT	1990	HAKATA HAKATA	8,527	2X35T, 400 TEU	P&C DEAL	GATI LTD	INDIA	SELLERS ARE HUB SHIPPING MALAYSIA	9005522
UNIVERSAL ISLAND	CONT	1998	MURAKAMI HIDE	8,515	2X36T, 561 TEU	\$14.85m	DONG DO MARINE	VIETNAM	SELLERS ARE SHIKISHIMA KISEN KK JAPAN	9159309
MAREMA	CONT	1982	SINGAPORE	7,826	1X40T, 1X25T 431 TEU	\$5.50m	MIDDLE EAST BUYERS	MIDEAST	SELLERS ARE AFRICAN LEADER TRANSPORTS MARITIME SA GREECE	8017322
HUAI JI HE	CONT	1985	SHIMODA	7,785	424 TEU	\$5.35m	CHINESE BUYERS	CHINA	SELLERS ARE SHANGHAI PANASIA SHIPPING CHINA	8321979
PY HARMONY	MPP	2007	QINGDAO	6,600	1X25T, 2X15T	\$8.50m	INDIAN BUYERS	INDIA	SELLERS ARE PACIFIC BASIN HONG KONG	9411458
LEYLA DEVAL	MPP	1984	CELIKTEKNE TUZLA	5,703		\$5.40m	TURKISH BUYERS	TURKEY	SELLERS ARE DEVAL SHIPPING	7505774
OPDR PORTO	CONT	1998	JIANGZHOU	5,199	374 TEU	P&C DEAL	GERMAN BUYERS	GERMANY	SELLERS ARE OLDENBURG-PORTUGIESISCHE DAMPFSCIFFS-RHEDEREI PORTUGAL	9155406
MARBELLA	MPP	2000	DAMEN	5,000	220 TEU 2X36T	P&C DEAL	UNDISC	-	SELLERS ARE EOLO SHIPPING SAS ITALY	9197480
BBC SINGAPORE	MPP	1996	POLAND	4,900	2X60T, 390 TEU	-	DANISH BUYERS	DENMARK	SELLERS ARE BRIESE SCHIFFFAHRTS GMBH & CO GERMANY	9137727
SIMONE J	MPP	1997	PORT	4,766	2X40T (COMB 70T), 384 TEU	\$12.00m	UNDISC	-	SELLERS ARE JUNGERHANS MARITIME SERVS GMBH GERMANY	9143817
SEA ANGEL	RORO	1982	BARRERAS	4,114	LOA 112.81M, LANE METERES 1184	P&C DEAL	GREEK BUYERS	GREECE	SELLERS ARE MEDITERRANEAN CARRIER LINE GREECE	8012152
AMER F	REEF	1978	SIETAS	3,420	5025 CBM REEF CAP	P&C DEAL	SYRIAN BUYERS	SYRIA	SELLERS ARE FAHEL SHIPMANAGEMENT CYPRUS	7711878
NORMANDY	PASS	1982	GOTAVERKEN ARENDAL	3,315	780 LM 60 TRLS 1692 PAX 496 CABINS, 420 CARS	P&C DEAL	EQUINOX OFFSHORE	SINGAPORE	SELLERS ARE IRISH CONTINENTAL GROUP, IRELAND (OLD SALE - FEB 08)	7901772

Note1: With Red color are indicated all Greek interest Buyers or Sellers

DRY CARGO 2ND HAND MARKET STATISTICS

MONTHLY UNIT SALE ACTIVITY			
2008	UNITS	OUTLAY\$	DWT
JANUARY	85	\$2,442.74m	2,481,624
FEBRUARY	82	\$1,447.70m	2,133,295
MARCH	86	\$3,044.29m	3,785,414
APRIL	0	\$0.00m	0
MAY	0	\$0.00m	0
JUNE	0	\$0.00m	0
JULY	0	\$0.00m	0
AUGUST	0	\$0.00m	0
SEPTEMBER	0	\$0.00m	0
OCTOBER	0	\$0.00m	0
NOVEMBER	0	\$0.00m	0
DECEMBER	0	\$0.00m	0
TOTAL	253	\$6,934.73m	8,400,333



SELLERS - The table on the right clearly shows the "who is who" identity of the secondhand sellers. This year goes on with Greeks leading in No1 position with 49 units, Germans in 2nd place selling 26 units, Japanese sellers in 3rd place with 24 units and Chinese sellers 4th with 17 units.

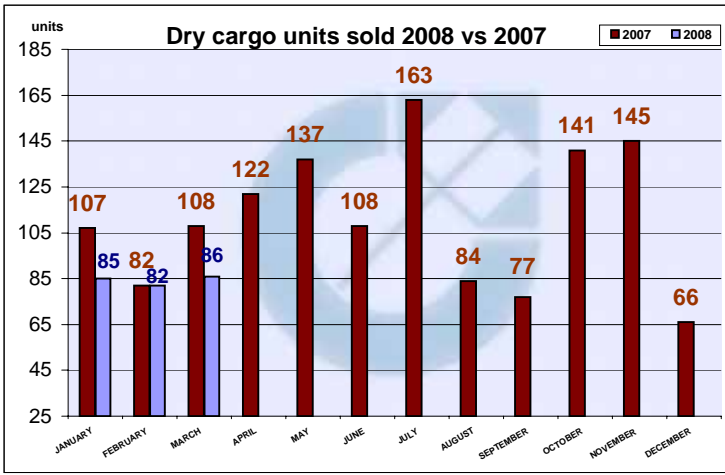
SELLERS STATS 2008		
%	DWT	%
GREECE	49	19.37%
GERMANY	26	10.28%
JAPAN	24	9.49%
CHINA	17	6.72%
NORWAY	12	4.74%
SINGAPORE	11	4.35%
KOREA	11	4.35%
UK	10	3.95%
NETHERLANDS	8	3.16%
INDIA	8	3.16%
DENMARK	8	3.16%
TURKEY	7	2.77%
ITALY	7	2.77%
USA	6	2.37%
MALAYSIA	5	1.98%
SYRIA	3	1.19%
RUSSIA	3	1.19%
UAE	2	0.79%
ALL OTHER	34	13.44%
UNDISCL	2	0.79%
TOTAL	253	100.00%

2008 DRY CARGO STATISTICS - BUYERS						
COUNTRY	UNITS	%	OUTLAY (\$)	%	DWT	%
GREECE	40	15.81%	\$1,826	26.33%	2,027,358	24.13%
CHINA	16	6.32%	\$786	11.34%	1,213,938	14.45%
KOREA	13	5.14%	\$422	6.08%	344,904	4.11%
GERMANY	12	4.74%	\$225	3.24%	399,970	4.76%
TURKEY	8	3.16%	\$169	2.44%	163,193	1.94%
FAREAST	8	3.16%	\$208	3.00%	253,418	3.02%
VIETNAM	7	2.77%	\$499	7.20%	220,865	2.63%
DENMARK	7	2.77%	\$104	1.49%	141,297	1.68%
ITALY	6	2.37%	\$84	1.21%	114,212	1.36%
INDIA	6	2.37%	\$226	3.26%	366,233	4.36%
USA	5	1.98%	\$107	1.54%	96,749	1.15%
UK	5	1.98%	\$132	1.90%	79,761	0.95%
RUSSIA	5	1.98%	\$51	0.74%	34,670	0.41%
UNDISCL	69	27.27%	\$1,291	18.61%	1,786,010	21.26%
ALLOTHER	144	56.92%	\$3,818	55.06%	4,586,965	54.60%
TOTAL	253	100.00%	\$6,935	100.00%	8,400,333	100.00%

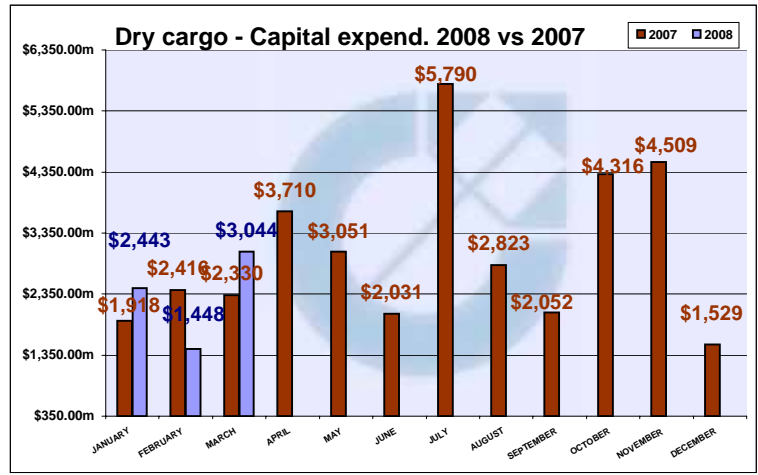
Greeks are **Number 1** in units bought **40 (28 last)**, in money spent with **\$1.9bil** and in dwt acquired **2 million** tns, with Chinese buyers in 2nd place with **16** units, while Korean buyers in 3rd place with **13** units (8 last). Germans 4th closely follow with **12** units.



DRY CARGO UNITS SOLD - BREAKDOWN PER MONTH 2008										
2008	BC	SD	CONT	MPP	TWEEN	REEFER	PASS	RORO	OTHER	TOTAL
JANUARY	32	0	21	12	4	0	4	6	6	85
FEBRUARY	29	0	8	20	9	0	5	6	5	82
MARCH	51	0	14	11	0	1	1	8	0	86
APRIL	0	0	0	0	0	0	0	0	0	0
MAY	0	0	0	0	0	0	0	0	0	0
JUNE	0	0	0	0	0	0	0	0	0	0
JULY	0	0	0	0	0	0	0	0	0	0
AUGUST	0	0	0	0	0	0	0	0	0	0
SEPTEMBER	0	0	0	0	0	0	0	0	0	0
OCTOBER	0	0	0	0	0	0	0	0	0	0
NOVEMBER	0	0	0	0	0	0	0	0	0	0
DECEMBER	0	0	0	0	0	0	0	0	0	0
TOTAL	112	0	43	43	13	1	10	20	11	253



In the table on the top we see the monthly number of dry cargo ships sold as of **MARCH 2008**, compared to last year's (2007) monthly activity.



In the table on the top we see the MONTHLY dry cargo capital expenditure for **MARCH 2008** compared to past year (2007) monthly activity.

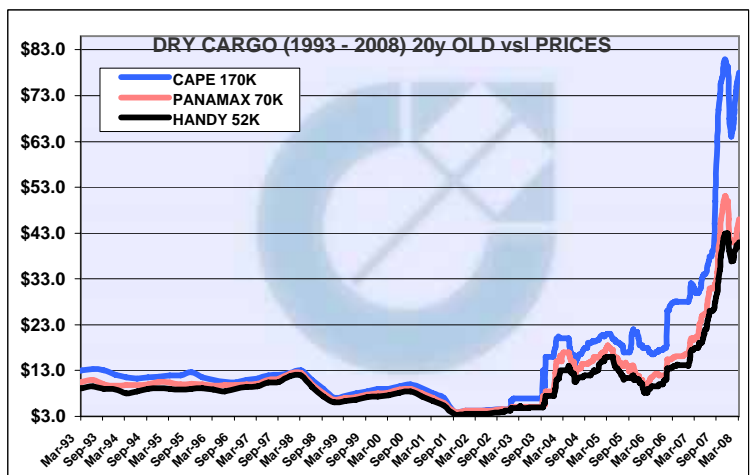
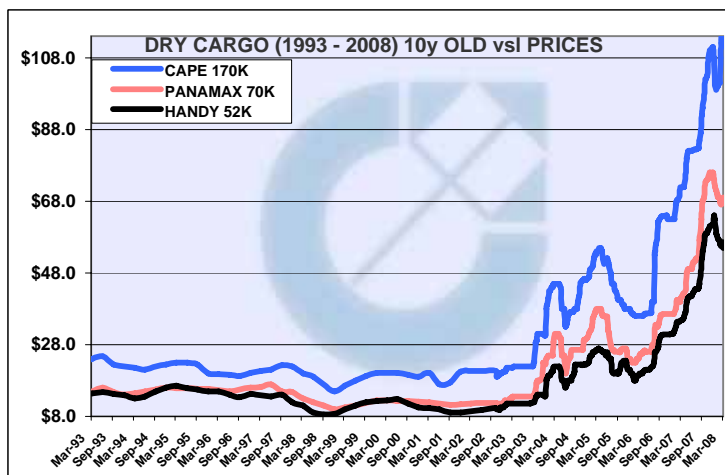
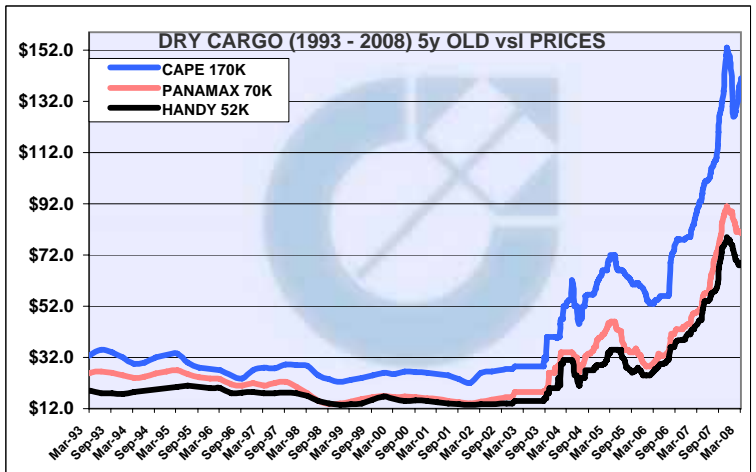
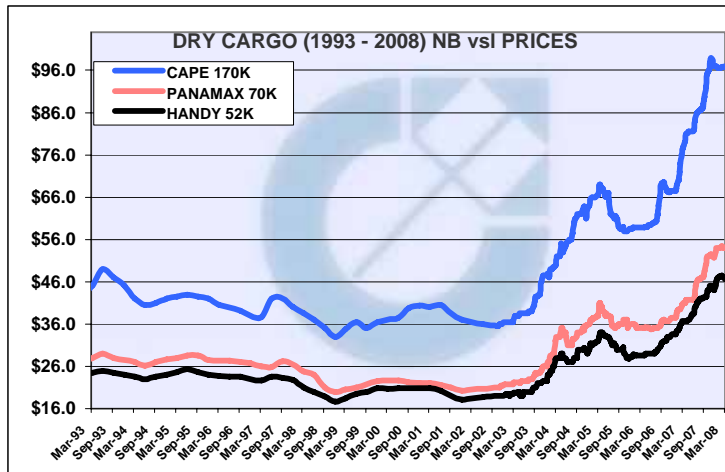
TYPE	01/01/1993	04/01/2008	28/03/2008	CHANGE
				FROM 4/1/08
NB CAPE	\$43.0	\$97.0	\$97.0	0%
NB PMX	\$27.0	\$53.0	\$54.0	2%
NB HANDY	\$24.0	\$45.0	\$46.5	3%

TYPE	01/01/1993	04/01/2008	28/03/2008	CHANGE
				FROM 4/1/08
5y CAPE	\$30.5	\$146.0	\$141.0	-3%
5y PMX	\$24.3	\$89.0	\$80.5	-10%
5y HANDY	\$18.0	\$76.5	\$69.0	-10%

TYPE	01/01/1993	04/01/2008	28/03/2008	CHANGE
				FROM 4/1/08
10y CAPE	\$23.0	\$109.0	\$122.0	12%
10y PMX	\$14.0	\$75.0	\$69.0	-8%
10y HANDY	\$14.2	\$62.0	\$55.0	-11%

TYPE	01/01/1993	04/01/2008	28/03/2008	CHANGE
				FROM 4/1/08
20y CAPE	\$12.5	\$76.0	\$78.0	3%
20y PMX	\$10.0	\$46.0	\$46.0	0%
20y HANDY	\$9.0	\$41.0	\$41.0	0%

Tables above compare prices from Jan 1993 & Jan 2007 with TODAY



TANKER SHIPS SOLD DURING THIS MONTH										MARCH 2008
NAME	TYPE	YEAR	BUILT	DWT	PRICE	PRICE NOTE	BUYERS NAME	BUYERS NATION	NOTES	IMO
C.PROSPERITY	TANKER	2009	HYUNDAI HI	318,000	\$163.50m	CRUDE OIL TANKER RESALE	MINERVA	GREECE	SELLERS ARE SK SHIPPING KOREA. DELIVERY MARCH 2009. SOLD ON NOVATION BASIS	9419618
TI CREATION	TANKER	1998	DAEWOO	298,324	\$124.00m		GREEK BUYERS	GREECE	SELLERS ARE EURONAV SHIP MANAGEMENT FRANCE	9160190
AROSA	TANKER	1993	HITACHI	291,381	\$110.00m		UNDISC	-	SELLERS ARE NEDA MARITIME AGENCY GREECE	9006605
GRAND EXPLORER	TANKER	1990	DAEWOO	285,768	\$35.00m		UNDISC	-	RUMOURED SOLD, FOR CONVERSION. SELLERS ARE EURASIA INTERNATIONAL SINGAPORE	8800274
FRONT SABANG	TANKER	1990	DAEWOO	285,715	\$22.00m	SOLD ON BBHP BASIS. SINGLE HULL	TMT	CHINA	SELLERS ARE WALLEM SHIPMANAGEMENT LTD CHINA. \$22m UPFRONT PAYMENT + BBC TO TMT FOR 42 MONTHS @ \$29000/DAY WITH PURCHASE OBLIGATION AT \$3.9m AT END OF CHARTER	8716772
TOHDOH	TANKER	1991	mitsui CHIBA	261,212	\$42.50m	SINGLE HULL	MODEC INC	JAPAN	SELLERS ARE TMM CO LTD JAPAN	9003861
APOLLO SUN	TANKER	1985	ISHIKAWAJIMA	259,995	\$31.50m	SINGLE HULL	ARPENI PRATAMA OCEAN LINE	INDONESIA	SELLERS ARE IDEMITSU TANKER CO LTD JAPAN	8405983
AMORE MIO II	TANKER	2001	DAEWOO	159,981	\$95.00m		CAPITAL PRODUCT PARTNERS	GREECE	SELLERS ARE CAPITAL SHIPMANAGEMENT GREECE	9226968
NANTONG RONGSHENG 1041	TANKER	2009	NANTONG RONGSHENG	156,000	\$92.00m	EN BLOC FOR \$184m FOR BOTH UNITS	DR PETERS	GERMANY	SELLERS ARE INTERORIENT MARINE SERVICES CYPRUS	9418597
NANTONG RONGSHENG 1042	TANKER	2009	NANTONG RONGSHENG	156,000	\$92.00m					9418602
FAULTLESS	TANKER	1992	HYUNDAI HI	154,970	\$41.00m	DH	AVIN INTERNATIONAL	GREECE	SELLERS ARE TOP TANKERS MANAGEMENT INC	9000572
PIEMONTE	TANKER	1987	FINCANTIERI BREDA	113,957	\$18.00m	COATED COILED IGS SBT COW DS	CHINESE BUYERS	CHINA	SELLERS ARE HALKIDON SHIPPING GREECE. SOLD FOR CONVERSION	8520484
SEA TIGER	TANKER	1989	KOYO	94,995	\$19.00m	DS	HENGLIAN SHIPPING	CHINA	SELLERS ARE THOME SHIPMANAGEMENT SINGAPORE	8902369
ARIUS	TANKER	1986	B+W	83,970	\$21.80m	COATED, COILED DH IMO III	UNDISC	-	SELLERS ARE MAGNUS CARRIERS CORPGREECE	8413851
PRIDE	TANKER	1981	NYE FREDRIKSSTAD	77,673	\$30.00m		UNDISC	-	OLD SALE. SOLD IN DEC 07.(OBO)	7922180
IPANEMA	TANKER	1992	HASHIHAMA	70,914	\$33.80m		HONG KONG BUYERS	CHINA	SELLERS ARE CARDIFF MARINE INC GREECE. SOLD TO CONVERSION BUYERS BASIS PROMPT CHARTERFREE DELIVERY	9036375

EMERALD ISLE	TANKER	1989	NAMURA	68,337	\$25.00m	DH	SINGAPORE BUYERS	SINGAPORE	SELLERS ARE TANKER PACIFIC MANAGEMENT, SINGAPORE	8807454
BW STRAND	LPG	1982	WARTSILA MARINE - T	55,303	\$14.00m		BENELUX OVERSEAS	GREECE	SELLERS ARE BW GAS ASA NORWAY	7420080
CLEAN RIVER	LPG	1983	KAWASAKI	51,894	\$9.00m		CHINESE BUYERS	CHINA	SELLERS ARE K LINE SHIPMANAGEMENT JAPAN. 76313 CBM	8124785
IRIS GAS	LPG	1985	ISHIKAWAJIMA	49,998	-	P&C DEAL	GREEK BUYERS	GREECE	SELLERS ARE IINO MARINE SERVICE CO JAPAN	8405971
STENA ITALICA	TANKER	2004	ULJANIK	47,288	\$52.00m		UNDISC	-	SELLERS ARE STENA BULK SWEDEN. SALE MIGHT INCLUDE A 5 YR TC BACK	9258595
RELENTLESS	TANKER	1992	HALLA INCHON	47,070	\$28.00m	COATED, COILED	UNDISC	-	SELLERS ARE TOP TANKERS MANAGEMENT INC	8913619
BOHAI RESALE 1	TANKER	2008	BOHAI	46,000	\$60.00m		MEXICAN BUYERS	MEXICO	SELLERS ARE NANJING TANKER CHINA AGAINST A PEMEX TENDER	9379777
BOHAI RESALE 2	TANKER	2008	BOHAI	46,000	\$60.00m		MEXICAN BUYERS	MEXICO	SELLERS ARE NANJING TANKER CHINA AGAINST A PEMEX TENDER	9379789
HIGH PEACE	TANKER	2004	SHIN KURUSHIMA	45,888	\$27.00m	PURCHASE OPTION	D'AMICO FRATELLI	ITALY	SELLERS ARE V SHIPS (ASIA) PTE LTD, SINGAPORE	9288277
ROWAN	TANKER	1991	DALIAN	44,646	\$18.50m		GREEK BUYERS	GREECE	SELLERS ARE TRANSPETROL MARITIME SERV LTD BELGIUM	8814421
SITEAM MERKUR	TANKER	1981	JAPAN	41,985	-	P&C DEAL	UNDISC	-	SELLERS ARE EITZEN CHEMICALS SINGAPORE	7926241
JAG PAYAL	TANKER	2007	HYUNDAI MIPO	37,159	\$102.00m	SOLD EN BLOC FOR \$102m BOTH UNITS	MOTIA C	ITALY	JAG PAYAL, JAG PANNA, SOLD EN BLOC BOTH UNITS \$102m. SELLERS ARE THE GREAT EASTERN SHIPPING CO INDIA	9352195
JAG PANNA	TANKER	2007	HYUNDAI MIPO	37,145						9334789
BRO ERIK	TANKER	2005	JINLING	35,082	-	P&C DEAL. IMO II	UNDISC	-	SELLERS ARE BROSTROM TANKERS SAS FRANCE	9274666
PYRIHIOS	TANKER	1991	JAPAN	29,999	\$14.00m		UNDISC	-	SELLERS ARE AEGEAN SHIPPING MANAGEMENT GREECE. SOLD ON SUBS	8919116
CHEM LILY	TANKER	1993	BULGARIA	29,815	\$25.50m	COATED, IMO II/III	UNDISC	-	SELLERS ARE CHEM LILY AS NORWAY (STX POS)	9E+06
SOLI RESALE 01	TANKER	2008	SOLI SHIPYARD BV	19,990	\$160.00m	SOLD ENBLOC FOR ABT \$160m FOR ALL 4 UNITS	REMI MARITIME	GREECE		9373242
SOLI RESALE 02	TANKER	2008	SOLI SHIPYARD BV	19,990						9418913
SOLI RESALE 03	TANKER	2008	SOLI SHIPYARD BV	19,990						9428073
SOLI RESALE 04	TANKER	2008	SOLI SHIPYARD BV	19,990						9428085

BESIKTAS GREENLAND	TANKER	2007	TURKEY	18,000	\$40.00m	DOUBLE HULL	DESGAGNES GROUP	CANADA	SELLERS ARE BESIKTAS LIKID TASIMACILIK TURKEY. SALE TO DANISH BUYERS OF LAST JULY ENBLOC WITH BESIKTAS JUTLAND AT \$40m FOR BOTH UNITS FAILED. THIS VESSEL HAS GONE AT DOUBLE PRICE 8 MONTHS LATER.	9352171
BRYGGEN MARCH	TANKER	2008	BAIMA SHIPYARD	17,000	\$60.00m	SOLD EN BLOC FOR ABT \$30.1m EACH UNIT	NORWEGIAN BUYERS	NORWAY	SELLERS ARE BRYGGEN SHIPPING & TRADING AS, NORWAY. DEAL INCLUDES 10 BBB AT USD8000/DAY PRORATA WITH P.O.DELIVERY MARCH 08	
BRYGGEN AUGUST	TANKER	2008	BAIMA SHIPYARD	17,000						
ARISTOFANIS	TANKER	2005	CHINA	13,000	\$25.00m	COATED IMO III	UNDISC	-	SELLERS ARE CAPITAL SHIP MANAGEMENT GREECE	9351751
SIMPHONY	TANKER	1983	ASAKAWA	10,885	\$3.25m	COATED, COILED DB IMO III	UNDISC	-	SELLERS ARE OSSCO YEMEN	8216681
JIAN SHE 31	TANKER	1994	DAEDONG SHIPBLD	9,927	\$17.70m	SOLD ENBLOC AT \$17.7m FOR BOTH UNITS	QUEENSWAY NAVIGATION	GREECE	SELLERS ARE CHINA SHIPPING DEVELOPMENT CHINA. SOLD FOR CONVERSION	9081071
JIAN SHE 32	TANKER	1994	DAEDONG SHIPBLD	9,927						9081083
HAFETZAH	TANKER	1991	MALAYSIA	6,500	\$3.13m	IMO II	NIGERIAN BUYERS	NIGERIA	SELLERS ARE MARITIME CONSORTIUM MANAGEMENT (MCM) MALAYSIA	9006928
ELENA	TANKER	2008	ZHENJIANG SOPO	6,435	-	P&C DEAL	CHINESE BUYERS	CHINA	SELLERS ARE LIVANOS MARITIME CO LTD GREECE	9405784
KATABAMI MARU	TANKER	1988	IWAGI	5,698	\$4.20m	COATED COILED DB	UAE BUYERS	UAE	SELLERS ARE UYENO KOSAN KK JAPAN	8816340
ELENA	TANKER	2007	ZHENJIANG SOPO	5,500	-	DH	UNDISC	-	SELLERS ARE N.G. LIVANOS MARITIME CO GREECE	9405784
OANA	TANKER	2008	ZHENJIANG SOPO	5,500	-	DH	UNDISC	-	SELLERS ARE N.G. LIVANOS MARITIME CO GREECE	9405796
JIAN SHE 8	TANKER	1987	JIANGZHOU	5,288	\$1.21m		SHANGHAI YIJIA LOGISTICS	CHINA	SELLERS CHINA SHIPPING DEVELOPMENT CHINA.	8829529
JIAN SHE 7	TANKER	1988	JIANGZHOU	5,288	\$1.21m		SHANGHAI YIJIA LOGISTICS	CHINA	SELLERS CHINA SHIPPING DEVELOPMENT CHINA.	8829490
ARABIAN SUN	TANKER	1990	ATLANTIS ENG	4,574	-		UNDISC	-	SELLERS ARE MARE SHIPMANAGEMENT GREECE	9001100
ASTOR	TANKER	1981	BUSUMER	2,541	-	DB	UNDISC	-	SELLERS ARE KARMOY SKIPSCONSULT MANAGEMENT A.S. NORWAY	7928718

Note1: With Red color are indicated all Greek interest Buyers or Sellers

TANKER 2ND HAND MARKET STATISTICS

MONTHLY UNIT SALE ACTIVITY			
2008	UNITS	OUTLAY\$	DWT
JANUARY	41	\$1,491.40m	3,238,949
FEBRUARY	51	\$1,570.70m	4,130,951
MARCH	52	\$1,721.80m	4,005,487
APRIL	0	\$0.00m	0
MAY	0	\$0.00m	0
JUNE	0	\$0.00m	0
JULY	0	\$0.00m	0
AUGUST	0	\$0.00m	0
SEPTEMBER	0	\$0.00m	0
OCTOBER	0	\$0.00m	0
NOVEMBER	0	\$0.00m	0
DECEMBER	0	\$0.00m	0
TOTAL	144	\$4,783.90m	11,375,387

We see that the number of ships sold during **MARCH 2008** shows that **52** ships (51 LAST) have changed hands this month, while capital outlay is average at **\$1.72 billion** USD



The table on the RIGHT clearly shows the “who is who” identity of the sellers

SELLERS STATS 2008		
COUNTRY	UNITS	%
GREECE	34	23.61%
SINGAPORE	19	13.19%
JAPAN	11	7.64%
NORWAY	9	6.25%
UK	6	4.17%
LIBERIA	6	4.17%
INDIA	6	4.17%
CHINA	6	4.17%
CYPRUS	4	2.78%
UAE	3	2.08%
TURKEY	3	2.08%
SWISS	3	2.08%
RUSSIA	3	2.08%
ITALY	3	2.08%
SWEDEN	2	1.39%
MALAYSIA	2	1.39%
KOREA	2	1.39%
GERMANY	2	1.39%
ALL OTHER	10	6.94%
UNDISCL	10	6.94%
TOTAL	144	100.00%

2008 TANKER buyer STATISTICS					
COUNTRY	UNITS	OUTLAY (\$)	%	DWT	%
GREECE	30	\$1,639	34.26%	2,815,640	24.75%
CHINA	20	\$301	6.29%	1,569,997	13.80%
ITALY	10	\$669	13.98%	768,345	6.75%
CANADA	7	\$40	0.84%	614,493	5.40%
NORWAY	6	\$268	5.60%	431,524	3.79%
GERMANY	6	\$318	6.65%	427,688	3.76%
SINGAPORE	5	\$166	3.46%	643,380	5.66%
USA	3	\$124	2.59%	508,486	4.47%
SWISS	3	\$147	3.07%	139,800	1.23%
INDIA	3	\$33	0.68%	95,685	0.84%
UAE	2	\$56	1.17%	55,172	0.49%
KOREA	2	\$40	0.83%	20,324	0.18%
JAPAN	2	\$85	1.77%	520,742	4.58%
UNDISCL	28	\$434	9.07%	1,586,505	13.95%
ALL OTHER	77	\$3,075	64.27%	6,331,588	55.66%
TOTAL	144	\$4,784	100.00%	11,375,387	100.00%



Greek buyers are in no1 place having acquired **30** units, spending \$1.63 billion. Chinese buyers 2nd and have acquired **20** units, and Italian buyers 3rd with **10** units.

TANKER UNITS SOLD - BREAKDOWN PER SIZE AND MONTH 2008									
2008	VLCC & ULCC	SUEZMAX	AFRAMAX 110K	PANAMAX 70K	PROD 45K	< 40,000	OBO	LPG & LNG	TOTAL
JANUARY	4	4	1	7	8	14	0	3	41
FEBRUARY	4	1	20	3	8	14	0	1	51
MARCH	7	4	2	4	7	25	0	3	52
APRIL	0	0	0	0	0	0	0	0	0
MAY	0	0	0	0	0	0	0	0	0
JUNE	0	0	0	0	0	0	0	0	0
JULY	0	0	0	0	0	0	0	0	0
AUGUST	0	0	0	0	0	0	0	0	0
SEPTEMBER	0	0	0	0	0	0	0	0	0
OCTOBER	0	0	0	0	0	0	0	0	0
NOVEMBER	0	0	0	0	0	0	0	0	0
DECEMBER	0	0	0	0	0	0	0	0	0
TOTAL	15	9	23	14	23	53	0	7	144

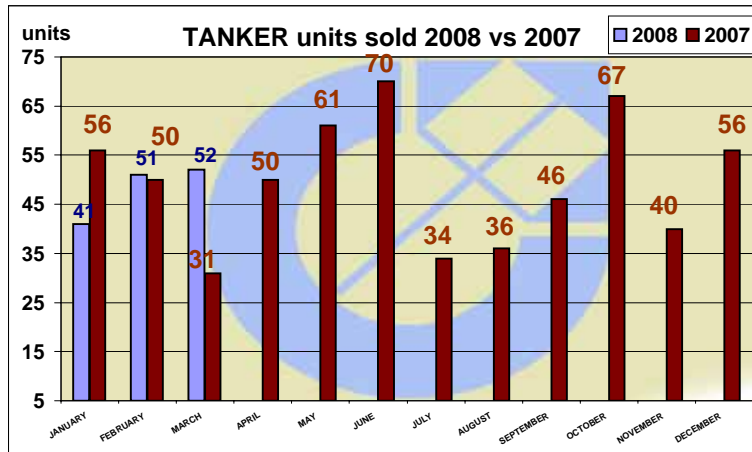
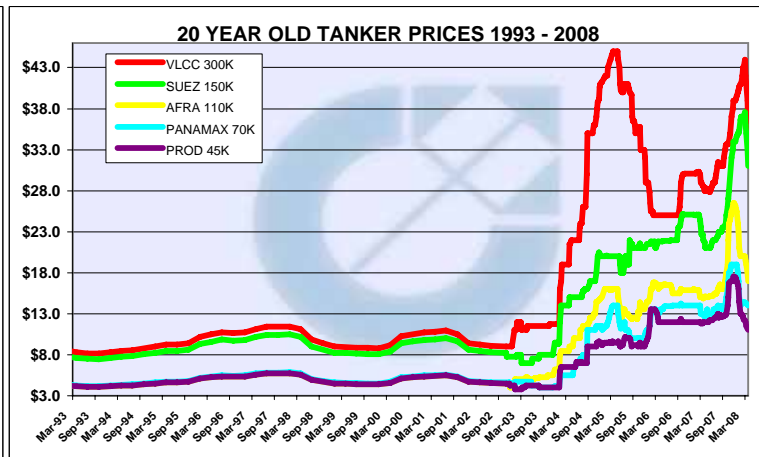
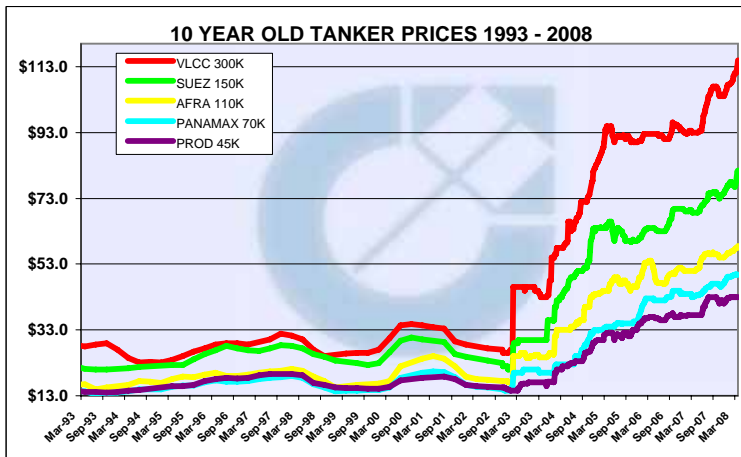
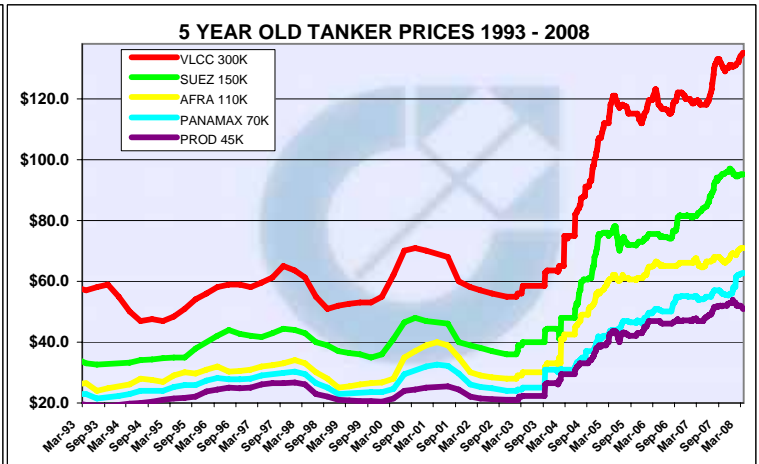
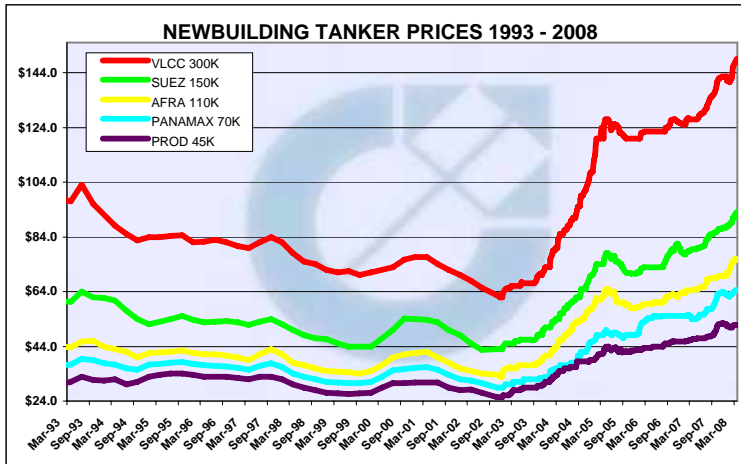
NB TANKERS PRICE COMPARISON				
TYPE	01/01/1993	04/01/2008	28/03/2008	CHANGE
				FROM 4/1/08
VLCC	\$98.0	\$141.0	\$149.0	6%
SUEZMAX	\$60.5	\$88.0	\$91.0	3%
AFRAMAX	\$44.0	\$71.0	\$75.5	6%
PANAMAX	\$37.0	\$62.5	\$64.5	3%
MR PROD	\$30.0	\$51.3	\$51.8	1%

5Y TANKERS PRICE COMPARISON				
TYPE	01/01/1993	04/01/2008	28/03/2008	CHANGE
				FROM 4/1/08
VLCC	\$58.0	\$130.8	\$135.0	3%
SUEZMAX	\$34.7	\$95.0	\$95.0	0%
AFRAMAX	\$26.0	\$69.0	\$71.0	3%
PANAMAX	\$23.0	\$58.0	\$62.7	8%
MR PROD	\$20.0	\$53.0	\$51.0	-4%

10Y TANKERS PRICE COMPARISON				
TYPE	01/01/1993	04/01/2008	28/03/2008	CHANGE
				FROM 4/1/08
VLCC	\$28.5	\$107.5	\$115.0	7%
SUEZMAX	\$22.2	\$77.0	\$81.5	6%
AFRAMAX	\$16.3	\$56.3	\$58.5	4%
PANAMAX	\$14.4	\$49.1	\$49.7	1%
MR PROD	\$14.8	\$42.7	\$43.0	1%

20Y TANKERS PRICE COMPARISON				
TYPE	01/01/1993	04/01/2008	28/03/2008	CHANGE
				FROM 4/1/08
VLCC	\$8.6	\$40.0	\$35.5	-11%
SUEZMAX	\$7.9	\$35.0	\$31.0	-11%
AFRAMAX	\$4.3	\$24.0	\$17.0	-29%
PANAMAX	\$4.4	\$18.0	\$14.0	-22%
MR PROD	\$4.3	\$16.5	\$11.0	-33%

Tables above compare prices from 1st Nov 2002 and 5th Jan 2007 with today



shipsale activity in volume (number of ships sold per month 2008-2007)

NEWBUILDING ORDERS							MARCH 2008
UNITS	TYPE	TONNAGE	YARD	YEAR	PRICE	BUYER'S NAME	NOTES
1	AHTS	4,000 DWT	CHINESE YARD	2009		GARWARE SHIPPING CORP	60T BOLLARD PULL 5150 BHP
2	BC	313,000 DWT	HYUNDAI	2011	\$131.50	KEYOYANG	
8	BC	300,000 DWT	DALIAN	2011/2012	\$115.00	CHINA SHIPPING DEVELOPMENT	VLOC
4	BC	230,000 DWT	GUANGZHOU LONGXUE	2011/2012		SHANGHAI PUYUANG	
2	BC	181,000 DWT	STX	2010		GREEK BUYERS	
2	BC	180,000 DWT	SPP SHIPBUILDING	2011	\$110.00	KOREA LINE	
5	BC	180,000 DWT	ORIENT SHIPYARD	2009/2010/ 2011	\$90.00	PORTLINE	POSSY REPEAT ORDER OF FEB 2008
8	BC	180,000 DWT	HYUNDAI KUNSAN	2010	\$103.00	NORD CAPITAL	
4	BC	180,000 DWT	HYUNDAI	2010	\$100.00	E.R.SCHIFFAHR	
8	BC	180,000 DWT	HYUNDAI	2010	\$100.00	EUROPEAN BUYERS	
3	BC	180,000 DWT	C & HEAVY INDUSTRIES	2010		GRAND UNION	
2	BC	177,000 DWT	UNIVERSAL	2013		KOREA LINE	
	BC	177,000 DWT	SWS	2010	\$89.00	RDB ITALY	
2	BC	177,000 DWT	SHANGHAI WAIGAOQIAO	2011		BOTTIGLIERI	
2	BC	176,000 DWT	ZHONGHUA JINHAIWAN	2009	\$95.00	RDB ITALY	
4	BC	176,000 DWT	NEW TIMES SHIPYARD	2010/2011	\$84.00	DEIULEMAR CIA NAV.	3+ OPTION 1 MORE
2	BC	176,000 DWT	JIANGSU RONG SHENG	2009/2010	\$80.00	FORTUNE OCEAN SHIPPING	
4	BC	115,000 DWT	NANTONG MINGDE	2010		GREATHORSE SHIPPING	
2	BC	115,000 DWT	CHINA EASTERN SHPBD	2012		ARPENI PRATAMA OCEAN	
5	BC	115,000 DWT	CHENGXING	2011		CITIC	
6	BC	103,664 DWT	STX DALIAN	2011		ESSAR SHIPPING	
2	BC	92,500 DWT	YANGFAN GROUP	2010	\$60.00	HERMANN WULFF	SAME ORDER POSSY REPORTED ALSO JAN 2008
2	BC	92,500 DWT	JINGLING	2011		LASKARIDIS	
2	BC	82,000 DWT	SPP SHIPBUILDING	2011	\$57.00	GREAT EASTERN	
4	BC	81,000 DWT	C & HEAVY INDUSTRIES	2009/2010	\$50.00	C & MERCHANT MARINE	
4	BC	81,000 DWT	C & HEAVY INDUSTRIES	2010/2011		GRAND UNION	
1	BC	76,000 DWT	SASEBO	2011	\$55.92	JINHUI	YEN 5.55 BILLION-BASIS\$1=Y99.256
2	BC	76,000 DWT	JIANGNAN	2011/2012	\$49.20	NEWTON INDUSTRIAL	
1	BC	75,200 DWT	PENGLU ZHONGBAI JINGLU	2010		LASKARIDIS	
4	BC	58,000 DWT	YANGZHOU DAYANG	2010		EAGLE BULK SHIPPING	
2	BC	58,000 DWT	VINASHIN	2010	\$49.00	KLAUS E OLDENDORFF	
4	BC	58,000 DWT	STX	2011	\$50.00	ADNOC	
4	BC	58,000 DWT	NANTONG COSCO	2011		EQUINOX MARITIME	
1	BC	58,000 DWT	KAWASAKI	2010	\$49.00	KYOEI TANKER CO	
4	BC	58,000 DWT	HYUNDAI VINASHIN	2010	\$47.90	NORDCAPITAL	
4	BC	58,000 DWT	HYUNDAI HI	2009	\$47.50	NORDCAPITAL	
4	BC	58,000 DWT	DAYANG	2010/2011	\$42.30	EAGLE BULK SHIPPING	
2	BC	57,700 DWT	STX	2011	\$48.80	SAMUDERA SHIPPING	
6	BC	57,300 DWT	CHINA SI	2011		CS DEVELOPMENT	
4	BC	57,000 DWT	YANGZHOU GUOYO	2010/2011		ATLAS SHIPPING	
6	BC	57,000 DWT	JIANGDONG	2009/2010/ 2011	\$43.00	ALLIED MARITIME INC	REPORTED ALSO IN FEB 2008 WITHOUT PRICE
2	BC	57,000 DWT	COSCO GUANGZHOU	2010		CONTI REEDEREI	

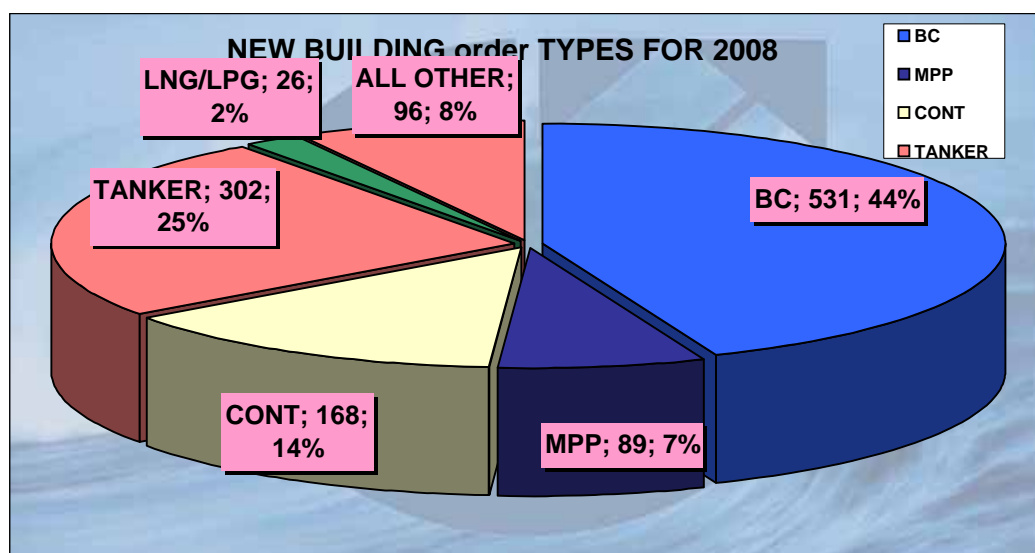
3	BC	57,000 DWT	COSCO	2010	\$40.00	STX PANOCEAN	
4	BC	57,000 DWT	C & HEAVY INDUSTRIES	2009/2010	\$40.00	C & MERCHANT MARINE	
2	BC	52,000 DWT	OSHIMA	2012/2013		SAGA FOREST CARRIERS	
2	BC	51,800 DWT	OSHIMA	2012/2013		NYK LINE	
2	BC	51,800 DWT	3MAJ	2010		TANKERSKA PLOVIDBA	
4	BC	50,000 DWT	PT PAL INDO	2009/2010	\$39.40	TTA THAILAND	
8	BC	45,000 DWT	DAEWOO HI	2010	\$77.00	NSB NIEDERELBE	
6	BC	37,000 DWT	TSUJI HI	2010/2011	\$36.00	CLIPPER BULK	POSSY REPEAT ORDER OF FEB 2008
2	BC	35,000 DWT	SPP SHIPBUILDING	2011		TANKERSKA PLOVIDBA	
2	BC	33,300 DWT	KANASASHI	2010		UNI-ASIA	
6	BC	33,000 DWT	GUANGZHOU	2011/2012	\$40.00	CHINA SHIPPING DEVELOPMENT	
2	BC	32,500 DWT	TAIZHOU MAPLE LEAF	2012		PAN OCEAN	
4	BC	32,400 DWT	MAWEI	2010/2011	\$34.00	VEGA REEDEREI	3+1 VESSELS 1/2011, 5/2011, 9/2011, 1/2012
1	BC	32,000 DWT	TAIZHOU MAPLE LEAF	2010		ADANI SHIPPING	
2	BC	32,000 DWT	TAIZHOU MAPLE LEAF	2010	\$34.00	SILVER STAR	
4	BC	32,000 DWT	DAE SUN	2010/2011	\$37.70	PEROSEA SHIPPING	
2	BC	31,800 DWT	NANTONG MINGDE	2010/2011		EVERLAST SHIPPING	
4	BC	23,000 DWT	TAIZHOU MAPLE LEAF	2010		TAIZHOU MAPLE MARINE	
1	CONT	150,000 DWT	HYUNDAI	2012	\$170.00	HANJIN SHIPPING	13092 TEU. MAY 2012
8	CONT	140,700 DWT	HYUNDAI	2012	\$170.00	MPC MUNCHMEYER	LONG TERM CHARTER TO HANJIN 13100 TEU
6	CONT	103,800 DWT	HYUNDAI	2011	\$148.00	HAPAG - LLOYD	
4	CONT	101,000 DWT	HYUNDAI	2010		RICKMERS, BERTRAM	8500 TEU
5	CONT	64,000 DWT	SAMSUNG HI	2010		SEASPAN	4420 TEU
8	CONT	45,000 DWT	DAEWOO	2010/2011	\$77.50	NSB NIEDERELBE	4250 TEU
4	CONT	35,600 DWT	GUANG	2011	\$55.00	SCHOELLER HOLDINGS	2800 TEU
2	CONT	23,900 DWT	HYUNDAI MIPO	2011	\$100.00	CMA CGM	1700 TEU. CONRORO
1	CONT	21,800 DWT	ZHEJIANG	2011		HERMANN BUSS	
1	CONT	20,550 DWT	PEENE-WERFT	2010		JR SHIP MANAGEMENT	1440
1	CONT	19,800 DWT	PEENE-WERFT	2009		JR SHIP MANAGEMENT	1440 TEU, ICE CLASS
2	CONT	18,000 DWT	JIANGDONG	2010/2011		BRIESE SCHIFFAHRTS	1200 TEU
2	CONT	15,000 DWT	DAESUN	2011		RCL	958 TEU
2	CONT	13,760 DWT	SAINTY SY	2009		JUNGERHANS & CO	
2	CONT	13,700 DWT	JIANGDONG	2011	\$27.00	BRISE SCHIFFAHRTS	1036 TEU
4	CONT	13,700 DWT	JIANGDONG	2011/2012	\$28.00	BUSS CAPITAL	1000 TEU
2	CONT	9,322 DWT	DAMEN GALATZ	2009		MEYERING BERND	ICE CLASS 1A/E3 OPTION 2 MORE
2	CONT		XIAMEN	2008	\$50.00	MARINE CAPITAL	
2	CONT		KOUAN SHIPBUILDING	2008	\$29.00	SAMUDERA SHIPPING	
2	CRUISE		FINCANTIERI	2009		CMA CGM	12500 PAX
3	DREDGER	5,500 DWT	XINHE SHIPYARD	2010		JAN DE NUL NV	2 + 1 OPTION. DREGER
1	FPSO	300,000 DWT	HYUNDAI	2011	\$160.00	ELF PETROLEUM	NAT GAS DAILY + STORAGE OF 2m BARRELS OIL TO SERVE
2	HEAVY LIFT	11,000 DWT	KOUAN SHIPBUILDING	2011	\$45.00	HARREN & PARTNER	SIX NOW ORDERED
3	LNG		STX	2011	\$40.00	NAFTOMAR	
2	LNG	147,000 DWT	DAEWOO	2011		BRUNEI GAS CARRIERS	LNG

1	LNG	23,200 DWT	HYUNDAI MIPO	2010		BERNHARD SCHULTE	LNG
2	LPG	7,500 DWT	KANREI	2011	\$32.00	STEALTHGAS	7500 CBM
2	LPG		STX BUSAN	2011		EMIRATES SHIP INVESTMENT	6500 CBM, 9+11/2011
3	LPG		STX BUSAN	2011		NAFTOMAR	9000 CBM
2	LPG		BREKO SHIPYARD	2010/2011	\$15.00	CHEMGAS BV	2700 CBM
2	MPP	23,688 DWT	SZCZECINSKA	2009/2010		SPLIETHOFF'S BEVARCHT	
2	MPP	20,000 DWT	CAMAU SHIPBUILDING	2010	\$20.30	TAY NAM SHIPPING LINES	
2	MPP	12,500 DWT	XIXIAKOU SHIPYARD	2010		SPLIETHOFF'S BEVARCHT	
2	MPP	12,500 DWT	SIETAS	2010/2011		SAL	2X100T CRANES PORTSIDE AND 1X350T STARBOARD
4	MPP	8,000 DWT	CHONGQING DONGFENG	2009/2010		ASIA MARITIME PACIFIC LTD	
2	MPP	7,800 DWT	DAMEN SHIPYARDS	2009		MERCANTILE SHIPPING CO	
10	MPP	5,500 DWT	CHONGQING DONGFENG	2010		GREEK UNKNOWN	
4	MPP	4,850 DWT	ROUSE	2009		NIMMIRICH & PRAHM	
5	MPP	4,800 DWT	WESTERN MARINE SHIPYARD	2009/2010		DUTCH	
1	MPP	4,800 DWT	WESTERN MARINE SHIPYARD	2010		SINGAPORE OWNERS	
5	MPP	4,100 DWT	WESTERN MARINE SHIPYARD	2009/2010	\$11.00	STELLA SHIPPING	
1	OSV	4,000 DWT	HAVYARD LEIRVIK	2010		HAVILA DIPPING	
1	PAX	9,500 DWT	MEYER WERFT	2012		CELEBRITY CRUISES	2850 pax (5 now ordered)
2	PCC	31,000 DWT	HYUNDAI	2011		TMT	
2	PCC	17,204 DWT	NAIKAI	2011		NISSAN MOTOR CAR CARRIER	5000 CARS
3	PCC	15,000 DWT	NANTONG COSCO	2010/2011		KAWASAKI KISEN	6200 CARS
1	PLATFORM SUPPLY	5,000 DWT	AKER OSTSEE	2010		DOF MANAGEMENT AS	10 YR CHARTER STATOILHYDRO, NORWAY LNG POWERED
3	RORO	11,636 DWT	FLENSBURGER	2012/2013		ULUSOY SEALINES MANAGEMENT	3735 LANE METERS
2	RORO	8,250 DWT	LARSEN & TOUBRO HAZIRA INDIA	2011	\$60.00	ROLLDOCK LINE	RORO CONTAINER/CARGO DESIGN, TEN NOW ORDERED, OPTION 2 MORE 17,000 CBM
4	RORO	5,300 DWT	FLENSBURGER	2012		SEATRUCK FERRIES	151 TRAILERS 2166 LANE METERS
4	RORO	5,000 DWT	BARRERAS	2010/2011	\$189.72	NAVIERA ARMAS	1500 PAX, 350 VEHICLES
2	TANKER	330,000 DWT	DAEWOO	2011		GULF MARINE	
4	TANKER	320,000 DWT	SUNG DONG	2011	\$150.00	ALBA SHIPPING	
2	TANKER	320,000 DWT	HYUNDAI KUNSAN	2010	\$150.00	KOREA LINE	VLCC/ 2ND HALF 2010
2	TANKER	320,000 DWT	HYUNDAI	2010/2011	\$150.00	KOREA LINE	CRUDE
2	TANKER	318,000 DWT	STX	2011	\$145.00	GREEK BUYERS	CRUDE
2	TANKER	318,000 DWT	HYUNDAI HI	2011		TMT	CRUDE
2	TANKER	313,000 DWT	HYUNDAI HI	2011		KEOYANG	CRUDE
5	TANKER	300,000 DWT	DAEWOO	2010/2011	\$154.00	OMAN SHIPPING	CRUDE
2	TANKER	180,000 DWT	HYUNDAI SAMHO	2011		HMM	PRODUCT
4	TANKER	159,000 DWT	HYUNDAI SAMHO	2011		IRANO-HIND SHIPPING CO	PRODUCT
2	TANKER	114,700 DWT	SAMSUNG	2011	\$80.00	GULF ENERGY MARITIME	
2	TANKER	52,000 DWT	HYUNDAI MIPO	2011		D'ALELIO, GAETANO	PRODUCT
4	TANKER	52,000 DWT	HYUNDAI MIPO	2011		UNDISCLOSED BUYERS	
1	TANKER	50,500 DWT	GUANGZHOU	2011		OMC S.A.	PRODUCT
4	TANKER	50,000 DWT	STX	2010	\$51.50	PIETRO BARBARO	CHEMICAL
6	TANKER	50,000 DWT	SPP SHIPBUILDING	2009/2010	\$50.00	SEA WORLD MANAGEMENT	CHEMICAL
4	TANKER	47,000 DWT	HYUNDAI	2011		CIDO SHIPPING	PRODUCT

8	TANKER	45,000 DWT	SLS SHIPBUILDING	2011		UACC	CHEM & OIL
7	TANKER	37,000 DWT	HYUNDAI	2010/2011	\$45.50	ST SHIPPING	CHEM & OIL
10	TANKER	36,500 DWT	HYUNDAI	2010/2011		IRAN SHIPPING LINE	CHEM & OIL
5	TANKER	30,000 DWT	UNKNOWN	2010	\$36.70	PERTAMINA	
2	TANKER	20,000 DWT	ADIK	2009		AUGUSTA DUE	
1	TANKER	19,900 DWT	FUKUOKA	2011	\$46.00	SANKO STEAMSHIP	IMO III/ CHEMICAL
6	TANKER	16,500 DWT	NINGBO XINLE	2011		TURKISH	CHEMICAL
2	TANKER	13,470 DWT	KRASNOYE SORMOYE	2009		PALMALI SHIPPING	
2	TANKER	6,500 DWT	PT DOK & PERKALAPAN	2011		PERTAMINA	PROD & CHEM
2	TANKER	6,100 DWT	AYKIN	2010		MERCAN	CHEM & OIL
1	TANKER	5,700 DWT	CHONGQING DONGFENG	2009		CHINESE OWNERS	ASPHALT CARRIER OPTION 1 MORE
4	TANKER	5,500 DWT	QINGDAO HYUNDAI	2009/2010		AEGEAN MARINE PN	
2	TANKER	5,500 DWT	CHUANGDONG	2009/2010		CSC NANJING TANKER	CHEM & OIL
2	TANKER	4,700 DWT	JUANGBEI YANHAN	2010		FREDERIET	PROD & CHEM

Note1: With Red color are indicated all Greek interest Buyers or Sellers

NEWBUILDING ORDERS BREAKDOWN by TYPE PER MONTH, for YEAR 2008								
2008	ORDERS	UNITS	BC	MPP	CONT	TANKER	LNG/LPG	ALL OTHER
JANUARY	70	261	115	16	14	96	6	14
FEBRUARY	149	502	216	34	95	102	5	50
MARCH	142	449	200	39	59	104	15	32
APRIL	0	0	0	0	0	0	0	0
MAY	0	0	0	0	0	0	0	0
JUNE	0	0	0	0	0	0	0	0
JULY	0	0	0	0	0	0	0	0
AUGUST	0	0	0	0	0	0	0	0
SEPTEMBER	0	0	0	0	0	0	0	0
OCTOBER	0	0	0	0	0	0	0	0
NOVEMBER	0	0	0	0	0	0	0	0
DECEMBER	0	0	0	0	0	0	0	0
TOTAL	361	1,212	531	89	168	302	26	96



REPORTED DEMOLITION DEALS								MARCH	2008
NAME	TYPE	YEAR	BUILT	DWT	LDT	PRICE	BREAKER	NOTES	IMO
B ELEPHANT	TANKER	1986	JAPAN	2,389,351	30,950	\$715.00	BANGLADESH	SELLERS ARE ANGLO-EASTERN SINGAPORE. SALE INCLUDES A MIN OF 1100 TONS OF BUNKERS ROB	8513209
OCEAN LEO	TANKER	1981	MITSUMI	89,922	15,928	\$717.00	AS IS	SELLERS ARE OCEAN TANKERS SINGAPORE. SOLD AS IS SINGAPORE	7915357
CARMELIA	TANKER	1987	SANTIERUL NAVAL	88,850	20,759	\$663.00	BANGLADESH	SELLERS ARE REEDEREI EARNST JACOB SHIPMANAGEMENT GMBH GERMANY	8513625
OCEAN STAR	TANKER	1979	TSUNEISHI	88,396	18,028	\$720.00	BANGLADESH	SELLERS ARE OCEAN TANKERS PTE LTD SINGAPORE	7823920
GAZ MERIDIAN	LPG	1982	NKK CORP TSU	70,737		\$550.00	-	SELLERS ARE NAFTOMAR SHIPPING & TRADING CO GREECE	8005408
GAZELLE	TANKER	1983	CAMPANELLA ASC	60,800	12,735	\$735.00	BANGLADESH	SELLERS ARE GOLDEN CROWN SHIPPING UAE	8117079
GAZ PROGRESS	LPG	1979	BREDA	55,729	22,000	\$685.00	BANGLADESH	SELLERS ARE NAFTOMAR SHIPPING & TRADING CO GREECE	7640184
G. PIONEER	LPG	1983	HITACHI INNOSHIMA	53,725	19,800	\$690.00	BANGLADESH	SELLERS ARE SK SHIPPING KOREA	8013625
STOLT HERON	BC	1979	KOREA SHIPBUILDING & ENG	37,082	9,481	\$550.00	INDIA	SELLERS ARE STOLT TANKERS BV	7533587
ZEAL	TANKER	1983	DENIZCILIK HALIC	29,951	6,870	\$720.00	BANGLADESH	SELLERS ARE WORLD TANKER MANAGEMENT SINGAPORE	8028589
DUBULTI	TANKER	1982	LAIVATEOLLISIUS	29,610	8,500	\$727.50	BANGLADESH	SELLERS ARE LSC SHIPMANAGEMENT SIA LATVIA	8036067
BOW CONDOR	TANKER	1977	A WARSKIEGO STOCZNI	28,084	8,973		INDIA	SELLERS ARE SOUTHERN SHIPMANAGEMENT CHILE	7431222
OLLIE	TANKER	1983	ITALCANTIERI GENOVA	24,430	7,118	\$710.00	BANGLADESH	SELLERS ARE MAKRO DENIZCILIK TURKEY	8026191
ROYAL BAY	REEFER	1979	KURUSHIMA	9,118	5,806	\$680.00	INDIA	SOLD INDIA BANGLADESH RANGE - SELLERS ARE ROSSWELL NAVIGATION GREECE.	7810492
MUHIEDDINE I	MPP	1968	SMIT E.J. SCHEEPSWEST	2,580	1,192	\$591.00	INDIA	SELLERS ARE ABDUL JABBAR HASAN AB UAE	6807228

Note1: With Red color are indicated all Greek interest Orders

DEMOLITION STATISTICS:

2008	UNITS	DWT	LDT
JANUARY	13	392,137	125,125
FEBRUARY	21	681,495	132,324
MARCH	15	3,058,365	188,140
APRIL	0	0	0
MAY	0	0	0
JUNE	0	0	0
JULY	0	0	0
AUGUST	0	0	0
SEPTEMBER	0	0	0
OCTOBER	0	0	0
NOVEMBER	0	0	0
DECEMBER	0	0	0
TOTAL	49	4,131,997	445,589

BREAKER – STATS '2008		
BREAKER	UNITS	LDT TAKEN
CHINA	0	0
INDIA	18	98,793
BANGLADESH	24	277,328
TURKEY	0	0
PAKISTAN	3	32,915
OTHER/CASH/AS IS	4	36,553
TOTAL	49	445,589

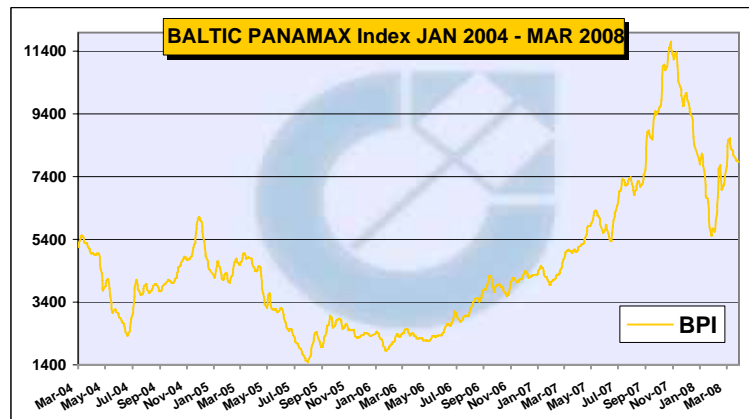
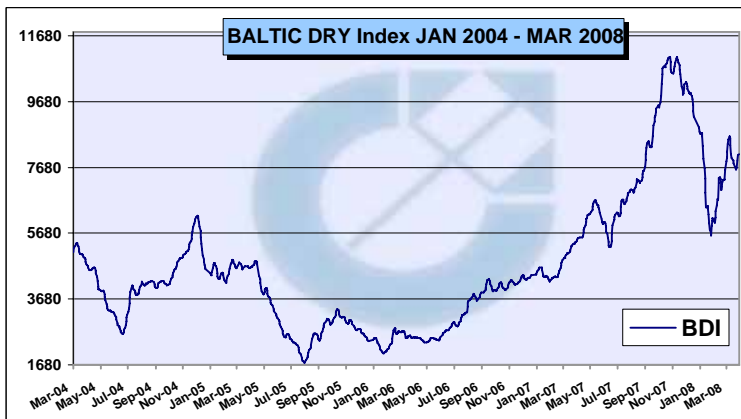
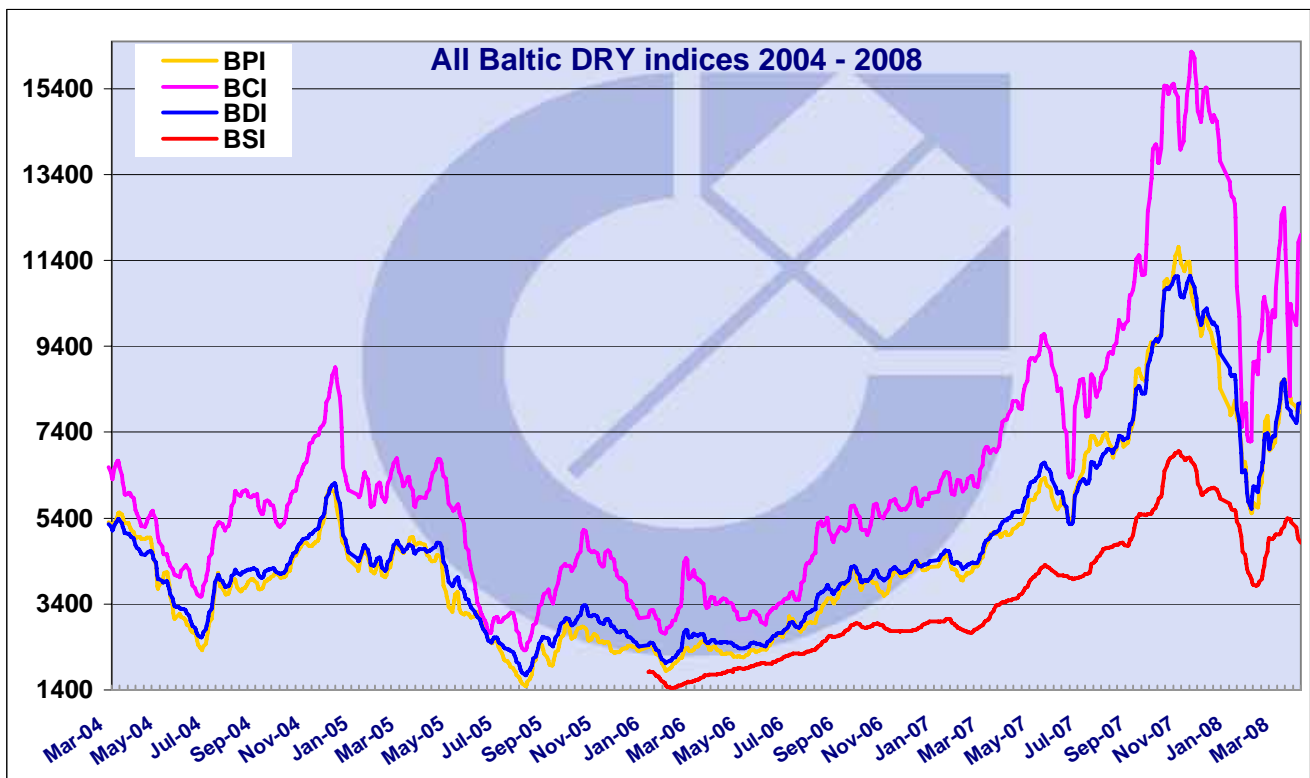


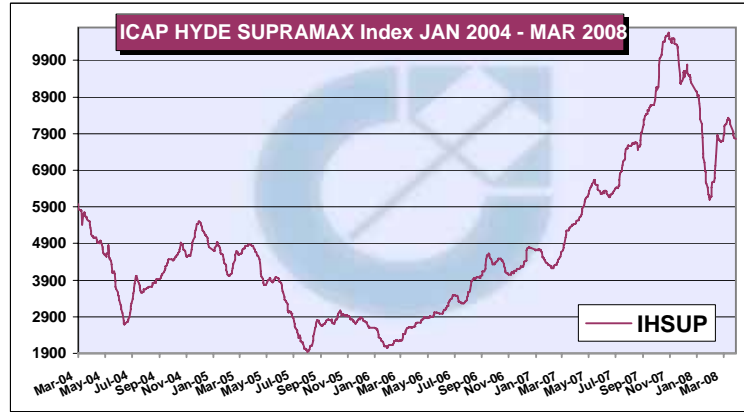
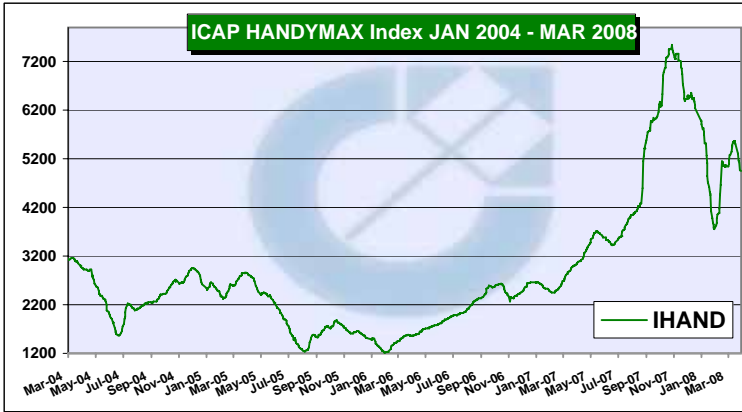
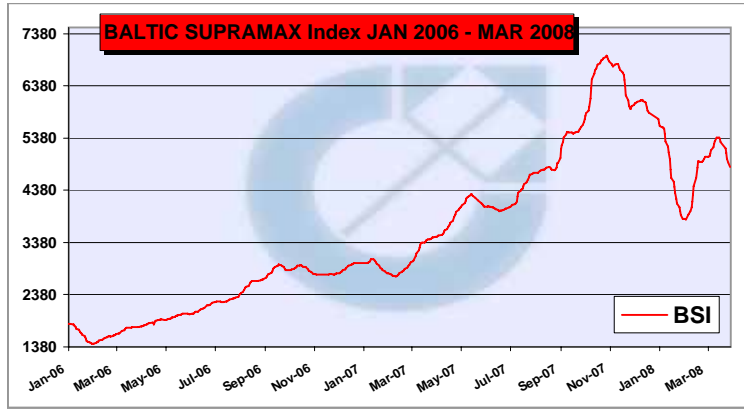
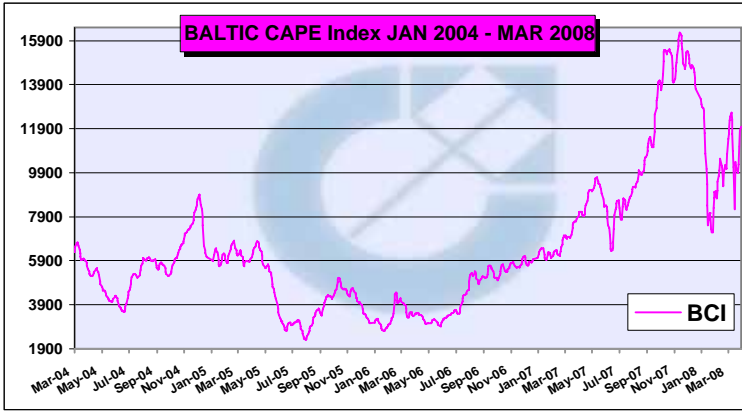
Demolition DATA for 2008						
STATS	BULKERS / SD	TANK/ OBO/LPG	CONT/ TWEEN/ MPP	REEFER	RORO PAX CRUISE	TOTAL
UNITS	3	27	9	4	6	49 SHIPS
%	6.1%	55.1%	18.4%	8.2%	12.2%	0.0%
LDT	17,615	289,305	61,212	26,213	51,244	445,589
DWT	59,521	3,834,220	133,484	41,827	62,945	4,131,997



BALTIC DRY BULK MARKET INDICES until 31st MARCH 2008

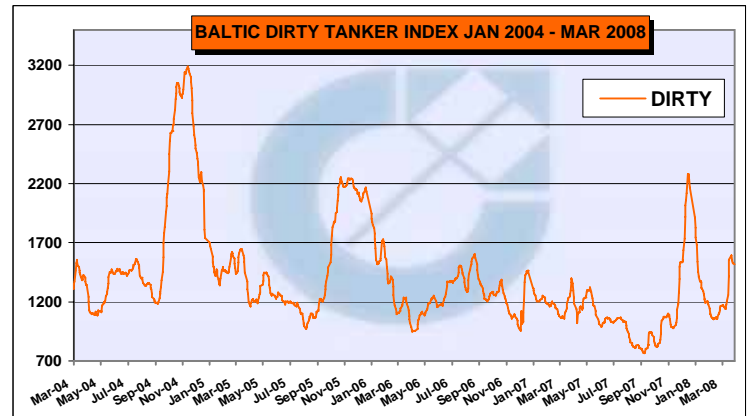
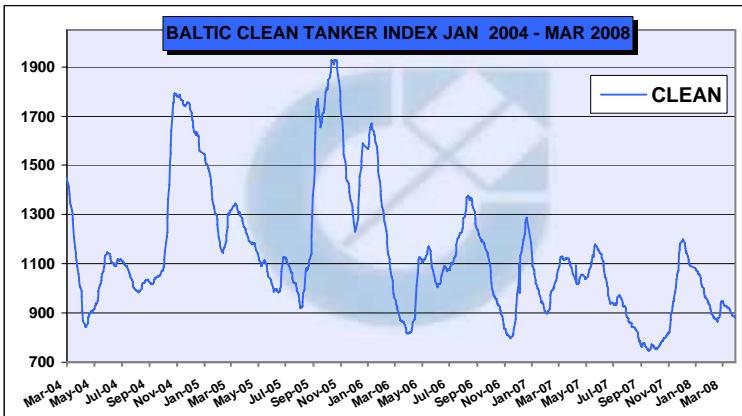
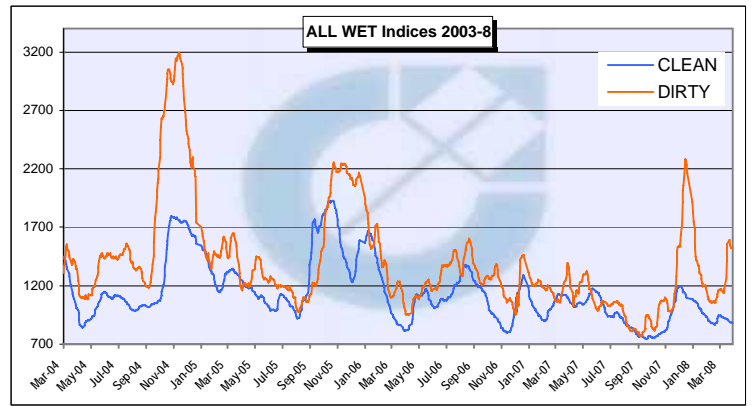
DATE	BDI	%	BCI	%	BPI	%	BSI	%	BHI	%	IHAND	%	IHSUP	%
29/02/08	7,613	-14.4%	10,743	-18.8%	7,435	-6.3%	5,021	-12.5%	2,334	-19.7%	5,048	-15.7%	7,697	-15.0%
03/03/08	7,878	-11.4%	11,433	-13.6%	7,613	-4.1%	5,020	-12.6%	2,355	-19.0%	5,041	-15.8%	7,705	-14.9%
04/03/08	7,993	-10.1%	11,670	-11.8%	7,730	-2.6%	5,025	-12.5%	2,385	-18.0%	5,090	-15.0%	7,858	-13.2%
05/03/08	8,162	-8.2%	11,863	-10.4%	8,067	1.6%	5,038	-12.2%	2,406	-17.2%	5,174	-13.6%	7,918	-12.6%
06/03/08	8,403	-5.5%	12,285	-7.2%	8,383	5.6%	5,080	-11.5%	2,434	-16.3%	5,280	-11.8%	8,114	-10.4%
07/03/08	8,536	-4.0%	12,458	-5.9%	8,567	7.9%	5,147	-10.3%	2,458	-15.4%	5,287	-11.7%	8,147	-10.0%
10/03/08	8,624	-3.0%	12,625	-4.6%	8,609	8.5%	5,206	-9.3%	2,483	-14.6%	5,350	-10.7%	8,157	-9.9%
11/03/08	8,560	-3.7%	12,315	-6.9%	8,630	8.7%	5,263	-8.3%	2,503	-13.9%	5,448	-9.0%	8,231	-9.1%
12/03/08	8,346	-6.1%	11,660	-11.9%	8,487	6.9%	5,321	-7.3%	2,525	-13.1%	5,476	-8.6%	8,282	-8.5%
13/03/08	8,092	-9.0%	10,883	-17.8%	8,346	5.1%	5,369	-6.5%	2,543	-12.5%	5,532	-7.6%	8,282	-8.5%
14/03/08	7,972	-10.3%	10,159	-23.2%	8,280	4.3%	5,394	-6.0%	2,546	-12.4%	5,553	-7.3%	8,343	-7.9%
17/03/08	7,913	-11.0%	8,239	-37.7%	8,239	3.8%	5,387	-6.2%	2,535	-12.8%	5,574	-6.9%	8,274	-8.6%
18/03/08	7,893	-11.2%	10,381	-21.6%	8,203	3.3%	5,360	-6.6%	2,529	-13.0%	5,546	-7.4%	8,221	-9.2%
19/03/08	7,801	-12.3%	10,246	-22.6%	8,099	2.0%	5,302	-7.6%	2,518	-13.4%	5,504	-8.1%	8,164	-9.8%
25/03/08	7,619	-14.3%	9,894	-25.2%	7,982	0.6%	5,184	-9.7%	2,495	-14.2%	5,308	-11.4%	7,958	-12.1%
26/03/08	7,679	-13.6%	10,281	-22.3%	7,919	-0.2%	5,091	-11.3%	2,464	-15.2%	5,167	-13.7%	7,869	-13.1%
27/03/08	7,884	-11.3%	11,100	-16.1%	7,909	-0.4%	4,986	-13.2%	2,447	-15.8%	5,122	-14.5%	7,796	-13.9%
28/03/08	8,069	-9.2%	11,815	-10.7%	7,896	-0.5%	4,916	-14.4%	2,435	-16.2%	4,961	-17.2%	7,776	-14.1%
31/03/08	8,081	-9.1%	11,993	-9.4%	7,867	-0.9%	4,827	-15.9%	2,417	-16.9%	4,955	-17.3%	7,760	-14.3%





BALTIC TANKER MARKET INDICES until 31st MARCH 2008

DATE	CLEAN	% frm 2/1/08	DIRTY	% frm 2/1/08
31/01/2008	943	-12.9%	1,188	-37.9%
29/02/2008	946	-12.7%	1,167	-39.0%
03/03/2008	946	-12.7%	1,164	-39.2%
04/03/2008	947	-12.6%	1,169	-38.9%
05/03/2008	943	-12.9%	1,170	-38.9%
06/03/2008	935	-13.7%	1,171	-38.8%
07/03/2008	930	-14.1%	1,162	-39.3%
10/03/2008	928	-14.3%	1,146	-40.1%
11/03/2008	927	-14.4%	1,137	-40.6%
12/03/2008	926	-14.5%	1,151	-39.9%
13/03/2008	923	-14.8%	1,178	-38.5%
14/03/2008	921	-15.0%	1,209	-36.8%
17/03/2008	920	-15.1%	1,257	-34.3%
18/03/2008	916	-15.4%	1,413	-26.2%
19/03/2008	912	-15.8%	1,554	-18.8%
25/03/2008	891	-17.7%	1,594	-16.7%
26/03/2008	886	-18.2%	1,549	-19.1%
27/03/2008	888	-18.0%	1,528	-20.2%
28/03/2008	888	-18.0%	1,524	-20.4%
31/03/2008	880	-18.7%	1,520	-20.6%



DISCLAIMER: INFORMATION & DATA CONTAINED IN THIS MONTHLY MARKET REPORT HAVE BEEN CAREFULLY OBTAINED FROM VARIOUS MARKET SOURCES. ALTHOUGH ALL IS BELIEVED TO BE CORRECT, N. COTZIAS SHIPPING GROUP MAKES NO GUARANTEE FOR ACCURACY, AND SHALL NOT BE LIABLE FOR ANY LOSS INCURRED IN ANY WAY WHATSOEVER BY ANY PERSON RELYING ON THE INFORMATION CONTAINED HEREIN.