

NAME	DWT	BLT	DELY	REDELY	RATE	CHARTERER	NOTES	DATE
Vergina I	194,690	1981	Qingdao Nov 21-28	China	\$75,000	Transfield		11/11
Mykonos	194,109	1981	Guangzhou Nov 28-30	Continent	\$61,000	Swiss Marine		25/11
Pergamos	182,212	1986	North China Dec 5-15	China	\$85,000	Glory Wealth		19/11
Bulk China	177,000	2005	Ex Yard Mitsui Mar 1-Apr 30/05	Worldwide	\$45,000	Transfield	3 years	18/11
Mineral Tianjin	176,000	2004	Shanghai Nov 15-16	Japan	\$81,000	Charterer not reported		10/11
Cape Saturn	175,882	2003	Gijon Dec 5-10	China	\$108,000	Cosco		19/11
China Steel Responsibility	175,775	2003	South Japan Dec11-15	UKCont	\$70,500	NYK Line		23/11
Ocean Confidence	175,000	2005	Shanghai Apr 1-30/05	Worldwide	\$58,500	Mol-Navix	1 year	3/11
Koutalianos	172,810	1987	Zhangjiagang Nov 7-8	China	\$72,000	Glory Wealth		1/11
Lowlands Glory	172,700	2002	Passero Dec 10-12	China	\$105,000	Transfield		29/11
Gran Trader	172,529	2001	worldwide Jan 1-Feb 28	Worldwide	\$45,000	Goldbeam	3 years	2/11
Cape Sun	172,500	1999	Beilun Jan12-20	worldwide	\$55,000	Cargill	2 years	25/11
Tian Rong Hai	172,395	2000	worldwide Feb 1-Mar 31	Worldwide	\$39,800	Ocean Longevity	3 years	10/11
Anangel Innovation	172,220	2004	worldwide Jan 1-31/05	Worldwide	\$45,000	Charterer not reported	2 Years	3/11
Anangel Destiny	171,997	1999	Rotterdam Nov 12-15	Worldwide	\$56,000	Kleimar	3 years	3/11
Andros Warrior	171,931	1986	Qingdao Nov 8-14	China	\$70,000	Wylex		1/11
Mineral Noble	171,520	2004	China Nov 7-8	Skaw-Passero	\$57,000	SK Shipping		1/11
Cyclades	171,480	2004	Immingham Nov 13-15	China	\$98,500	Transfield		11/11
Anangel Dynasty	171,101	1999	Antwerp Nov 13-15	Skaw-Passero	\$85,000	Panocean Shpg		15/11
Aquaglory	171,014	2003	Dalian Nov 6-8	Redcar	\$60,000	Coeclerici		1/11
Star Europe	170,698	1986	Qingdao Dec 6-7	China	\$85,000	Charterer not reported		22/11
Obeliks	170,454	2000	Passero Nov 25-29	China	\$103,000	North China Lines		19/11
Alpha Millenium	170,415	2000	Mizushima Nov 26-28	Japan	\$82,500	NSS		12/11
Alpha Cosmos	170,387	2001	worldwide Mar 1-May 31	Worldwide	\$51,000	K Line	18-10 mos	16/11
Paschalis D	170,188	2002	Far East Jan 1-31	Worldwide	\$55,000	Transfield	2 years	17/11
Lowlands Beilun	170,162	1999	China Dec 10-15	Worldwide	\$80,000	Sinochart	5-7 mos	24/11
Formosabulk Duke	170,108	2001	Taiwan Nov 25-30	China	\$77,000	Pacific Shipping		8/11
Eric LD	169,883	1999	worldwide Feb 1-Mar 31	worldwide	\$48,500	Sinochart	3 years	29/11
Front Viewer	169,381	1992	Nantong Dec 9-11	Worldwide	\$50,000	Glory Wealth	2 Years	19/11
Grand Clipper	167,102	1996	Dunkirk Dec 1-5	China	\$100,000	Sinomarine		18/11
Mineral Oak	165,693	1996	Immingham Nov 13-15	China	\$94,000	Glory Wealth		8/11
Zorbas	165,055	1996	Beilun Dec 5-08	China	\$88,000	North China Shipping		26/11
Thalassini Doxa	164,218	2001	Shanghai Dec 7-10	China	\$90,500	BHP Billiton		26/11
Anangel Splendour	161,587	1993	Beilun Nov 12-13	Worldwide	\$75,000	Swiss Marine	3-5 mos	9/11
Cape Eagle	161,475	1993	Qingdao Dec 1-3	Atlantic 2 laden legs	\$85,000	BHP Billiton	2 laden legs	25/11
Sanko Oasis	161,192	1995	worldwide Mar 1-31 2005	Worldwide	\$53,000	Transfield	11-13 mos	11/11
Iron Queen	161,183	1996	Redcar Nov 5-10	Cont/Med	\$75,500	Klaveness	2 Laden Legs	4/11
Global Winner	161,121	1997	Qingdao Nov 4- 6	Kaohsiung	\$72,500	China Steel Express		3/11
Aquabella	161,000	1995	Japan Dec 1-2	China	\$86,000	North China Lines		25/11
CSK Tribute	158,537	1991	Mailiao Nov22-24	Spain	\$65,000	Swiss Marine		23/11
Savina	156,700	1996	worldwide Feb 1-Mar 31	Worldwide	\$36,000	Hanjin	3 years	3/11
Princess Nadia	152,329	1987	Vietnam Nov 25-30	Worldwide	\$65,000	Swiss Marine	5-7 mos	5/11
Cape Pampas	151,380	1990	Rotterdam Nov 16-18	China	\$88,000	Charterer not reported		1/11
Bartolomeu Dias	151,226	1990	Bayauquan Nov30-Dec1	China	\$76,000	BHP Billiton		23/11
Ianthe	151,143	1995	Huangpu Dec1-05	China	\$81,000	Pacific Bulk		23/11
Alpha Action	150,790	1994	Passero Dec 13-15	China	\$95,000	Bocimar		25/11

Ship Name	Capacity	Year	Origin	Period	Destination	Rate	Charterer	Duration	Remarks
<b>Coppersmith</b>	149,995	1995	China	Nov 21-30	China	\$75,000	Charterer not reported		22/11
<b>Noble Dragon</b>	149,782	1994	Oita	Dec 2-4	Japan	\$74,000	<b>Daichi</b>		18/11
<b>Pacific Enterprise</b>	149,363	1996	Japan	Nov 20-30	Worldwide	\$54,000	<b>Sinochart</b>	11-13 mos	5/11
<b>Bulk Ispat Leher</b>	149,000	1992	Passero	Nov 14-15	China	\$85,000	<b>Transfield</b>		11/11
<b>Cape Lord</b>	144,000	1982	Rotterdam	Nov 5-10	Singapore-Japan range	\$70,000	<b>Noble</b>		4/11
<b>Kyushu Star</b>	142,936	1982	Beilun	Nov 20-22	China	\$70,000	Charterer not reported		11/11
<b>Lydia</b>	141,435	1981	Xingang	Nov 22-30	Xingang	\$70,000	<b>Cosco</b>		12/11
<b>Sunrise I</b>	138,500	1981	Huangpu	Nov 20	South China	\$68,000	<b>Pioneer</b>		29/11
<b>Good News</b>	138,484	1982	Qingdao	spot	Continent	\$41,000	<b>Swiss Marine</b>		4/11
<b>Matrix</b>	136,211	1981	Cape Passero	Nov 13-15	China	\$70,000	<b>NCL</b>		2/11
<b>Atlas</b>	134,981	1990	Shanghai	Nov 20-22	China	\$66,000	Charterer not reported		11/11
<b>Riva</b>	132,000	1981	Saldanha	Dec 16-20	China	\$60,000	<b>Noble</b>	plus \$500,000 ballst b..	25/11
<b>Vine</b>	123,738	1990	Mailiao	Dec 15-17	China	\$75,000	<b>Cosco</b>		25/11
<b>Eridge</b>	122,792	1993	Qinghuangdao	Nov 24-26	China	\$70,000	<b>Noble</b>		22/11
<b>Grafton</b>	122,792	1996	Qinhuangdao	Dec 12-14	China	\$80,000	<b>Noble</b>		30/11
<b>Te Ho</b>	77,834	2004	Taiwan	Dec2-04	Taiwan	\$45,000	<b>China Steel Express</b>		23/11
<b>Tai Promotion</b>	77,000	2004	Jorf Lasfar	Dec 1-5	China	\$48,000	<b>Pioneer</b>		19/11
<b>An H o</b>	77,000	2004	Ghent	prompt	worldwide	\$33,000	<b>Ocean Longevity</b>	20 mos	26/11
<b>Belgrano</b>	76,759	2004	Red Sea	Nov 1-30	worldwide	\$38,000	<b>Panocean</b>	13-15 mos	26/11
<b>Royal Breeze</b>	76,679	2002	South Japan	Nov 18-20	Hansaport	\$39,000	<b>Armada</b>		16/11
<b>Navios Star</b>	76,662	2002	Passero	Nov 4- 5	Atlantic	\$39,000	<b>Bottiglieri</b>	2 Laden Legs	10/11
<b>Oceanic Star</b>	76,662	2002	Annaba	Nov 23-30	China	\$46,000	<b>China Steel Express</b>		19/11
<b>Navios Orbiter</b>	76,634	2004	Port Kelang	Nov 25-Dec 5	worldwide	\$45,000	<b>Cobelfret</b>		22/11
<b>Medi Taipei</b>	76,633	2003	Goa	Nov 26-27	Japan	\$45,000	<b>Mosk</b>		18/11
<b>Lowlands Ghent</b>	76,600	2004	Far East	Jan 1-Feb 28	Worldwide	\$29,000	<b>Bottiglieri</b>	2 Years	15/11
<b>Bahia</b>	76,600	2004	Skaw	Nov 14-20	Worldwide	\$40,000	<b>Atlas Chtg Hburg</b>	5-7 months	10/11
<b>Lowlands Ghent</b>	76,600	2004	Rotterdam	Dec 1-10	Taiwan	\$44,000	<b>China Steel Express</b>		17/11
<b>Bahia</b>	76,600	2004	Skaw	Nov 14-20	Far East	\$45,000	<b>Panocean</b>		12/11
<b>Red Lily</b>	76,500	2004	Japan	Nov 10-20	Worldwide	\$39,000	<b>Coeclerici</b>	4-6 mos	9/11
<b>Nord Sun</b>	76,500	2004	Taiwan	Dec5-15	Worldwide	\$43,000	<b>BHP Billiton</b>	5-7 months	23/11
<b>Bulk Two</b>	76,429	2004	east coast India	prompt	China	\$45,000	<b>Chinese</b>		25/11
<b>CIC Piraeus</b>	76,296	2001	Muroran	Nov 25-30	Continent	\$44,000	<b>ETA</b>		24/11
<b>Mulberry Wilton</b>	76,274	2004	Japan	Nov 9-15	Worldwide	\$39,500	<b>Swiss Marine</b>	4-6 mos	5/11
<b>Bulk Three</b>	76,265	2004	Trincomalee	Dec 2-3	Portbury	\$48,000	<b>Coeclerici</b>		26/11
<b>Mykali</b>	76,200	2004	Brindisi	Dec 16-20	worldwide	\$44,000	<b>South Koreans</b>	6-8 mos	25/11
<b>Patya Bulker</b>	76,015	2004	Egyptian Mediterranean	Dec 5-15	worldwide	\$38,000	<b>Chart not rep</b>	13-15 mos	29/11
<b>Alma Ata</b>	76,008	1997	Rotterdam	spot	Atlantic	\$38,500	<b>Bottiglieri</b>	2 Laden Legs	4/11
<b>Taskent</b>	76,008	1999	Ijmuiden	Oct 27	Atlantic	\$38,750	<b>Grant</b>	2-3 laden legs	1/11
<b>Medi Venezia</b>	76,000	2005	Imabari	ex yard Jan 1-31	worldwide	\$22	<b>NYK Line Japan</b>		15/11
<b>Torm Tina</b>	75,971	2001	Japan	Dec 1- 7	Worldwide	\$35,000	<b>Klaveness</b>	12 mos	17/11
<b>Torm Rotna</b>	75,971	2001	Far East	Jan 1-15	Worldwide	\$35,000	<b>Transfield</b>	12 mos	18/11
<b>Lowlands Comfort</b>	75,961	2000	Taichung	Oct 31-Nov 1	Spain	\$36,000	<b>Pan Ocean</b>		2/11
<b>Lake Sequoia</b>	75,955	2001	UK	Continent Nov 27-30	Spain	\$42,000	<b>Bunge</b>		22/11
<b>Torm Bornholm</b>	75,950	2004	Tsuneishi	Nov 27-29	Singapore-Japan range	\$51,500	<b>Oldendorff</b>		26/11
<b>Semeli</b>	75,941	2001	Spain	Nov 1-5	China	\$42,000	<b>Transfield</b>		2/11

<b>Medi Kobe</b>	75,924	2001 San Ciprian Nov 14-15	Far East	<b>\$42,600 Transfield HK</b>		10/11
<b>Medi Rotterdam</b>	75,735	2002 Nagoya prompt	Ghent	<b>\$50,000 Lalemant</b>		30/11
<b>Maddalena D'Amato</b>	75,695	2000 Xingang Nov 18-23	Mississippi	<b>\$28,500 Ispat Ship. London</b>		15/11
<b>Timios Stavros</b>	75,593	1981 Inchon Nov 16-17	Worldwide	<b>\$26,000 Azur</b>	1 year	18/11
<b>Anna</b>	75,592	1999 Kunsan Nov 2- 3	PMO	<b>\$39,500 ETA</b>		3/11
<b>Montrose</b>	75,592	2002 Bayuquan Nov 8-9	Singapore-Japan range	<b>\$38,250 Noble</b>		4/11
<b>Leonardo Lembo</b>	75,473	1996 Rizhao Nov 25-30	Worldwide	<b>\$41,500 Solebay</b>	6-8 mos	22/11
<b>Pessada</b>	75,462	1999 east coast India Dec 10-20	China	<b>\$50,000 Hanjin</b>		26/11
				<b>China Steel</b>		
<b>Seaguardian</b>	75,462	1999 Kaohsiung Dec 3-5	Taiwan	<b>\$50,000 Express</b>		26/11
<b>Fujian</b>	75,399	1996 Aden Nov 6- 7	Worldwide	<b>\$38,500 Swiss Marine</b>	4-6 mos	3/11
<b>Triton</b>	75,336	2001 Far East Dec 25-Jan5	Worldwide	<b>\$37,300 Navios</b>	11-13 mos	24/11
<b>Maria Bottiglieri</b>	75,265	1995 Genoa Nov 5- 6	China	<b>\$41,000 Pioneer Metals</b>		2/11
<b>Energy Star</b>	75,250	2003 River Plate Dec 11-20	Aden-PMO	<b>\$45,000 ETA</b>	plus \$1,000,000 ballst b..	26/11
<b>Alcyon(75,247</b>	75,247	2001 Lumut Nov 25-Dec 4	Skaw-Passero	<b>\$38,000 Norden Denmark</b>		15/11
<b>Iran Kermanshah</b>	75,245	2001 Koper Oct 29-31	Skaw-Passero	<b>\$41,000 Uglad</b>		1/11
<b>Filippo Lembo</b>	75,229	1997 Vado Nov 28-Dec 2	Worldwide	<b>\$43,000 Solebay</b>	5-7 mos	22/11
<b>Arethusa</b>	75,220	2001 Hong Kong spot	Worldwide	<b>\$40,000 Dreyfus</b>	3-5 mos	5/11
<b>Oceanis</b>	75,211	2001 UK ContinentDec 10-20	worldwide	<b>\$38,000 Glory Wealth</b>		19/11
<b>Capstone</b>	75,200	2000 Mailiao Nov 14-15	Japan	<b>\$38,000 K Line</b>		3/11
<b>Carol</b>	75,200	1999 El Ferrol Jan 1-31	worldwide	<b>\$46,500 Cosco</b>	5-7 mos	30/11
<b>Dione</b>	75,172	2001 Hadong Dec 1-10	India	<b>\$47,000 SK Shipping</b>		24/11
				<b>China Steel</b>		
<b>Amalia</b>	75,122	2000 Tarragona Dec 1-2	Kaohsiung	<b>\$49,300 Express</b>		26/11
<b>Antzouletta</b>	75,115	2000 China Dec 10-19	Japan	<b>\$52,000 IINO</b>		30/11
<b>Danae</b>	75,106	2001 US Gulf Nov 12-14	Far East	<b>\$36,500 Bunge</b>	plus \$640,000 ballst b..	4/11
<b>Nordtrave</b>	75,080	2000 Hoping Oct 30-Nov 1	China	<b>\$39,500 Cargill</b>		1/11
<b>De Ping Hai</b>	74,823	2002 Italy Dec 1-5	Worldwide	<b>\$35,500 Transfield</b>	12 mos	18/11
<b>Angelic Power</b>	74,750	2001 US Gulf Nov 25-30	Mediterranean	<b>\$39,500 Bunge Geneva</b>	plus \$650,000 ballst b..	15/11
<b>Angelic Grace</b>	74,750	2001 Onahama Nov 15-16	South Japan	<b>\$39,000 Kawasaki Kisen</b>		10/11
<b>De Hua Hai</b>	74,677	2002 Immingham prompt	Skaw/Passero	<b>\$39,500 Bunge</b>		16/11
<b>Clipper Monarch</b>	74,381	2000 Portbury Nov 9-10	North Spain	<b>\$39,000 Pioneer</b>		8/11
<b>Ever Shining</b>	74,346	1999 Qingdao Dec 5-15	worldwide	<b>\$38,100 Cosco</b>	11-13 mos	26/11
<b>Freia</b>	74,269	2003 Jebel Ali prompt	Portbury	<b>\$47,000 SSM</b>		29/11
<b>Western Trader</b>	74,249	2001 Ghent Dec 2-4	China	<b>\$51,000 Cosco</b>		26/11
<b>Maritime Kapar</b>	74,222	2002 Yantai spot	China	<b>\$38,500 Tai Power</b>		5/11
			Singapore/Japan range			
<b>Athena Zafirakis</b>	74,204	2002 Xingang Nov 18-20		<b>\$40,000 Cargill</b>		17/11
<b>Tian Du Feng</b>	74,201	2001 Xingang Nov 20-22	Sweden	<b>\$36,000 Chinese</b>		11/11
<b>Guinomar Bastion</b>	74,193	2001 Port Kelang Nov 12-14	Far East	<b>\$40,000 Panocean</b>	2 Laden Legs	9/11
<b>Pruva</b>	74,137	1995 South Korea Nov 15-20	worldwide	<b>\$39,500 Swissmar</b>		15/11
<b>Gallia Graeca</b>	74,133	2001 Passero spot	Atlantic	<b>\$39,500 Augustea</b>	2 Laden Legs	5/11
<b>Africa Graeca</b>	74,133	2001 West Mediterranean spot	He	<b>\$40,000 Bottiglieri</b>		8/11
			Singapore/Japan range retro			
<b>Guinomar Baraka</b>	74,107	2000 Japan Nov 4		<b>\$43,500 HMM</b>		17/11
<b>Alpha Flame</b>	74,100	1999 Surabaya Nov 12-15	Worldwide	<b>\$40,000 Norden</b>	4-6 mos	11/11
<b>World Romance</b>	74,047	1999 Southwest Pass Nov 16-22	Passero	<b>\$39,500 NNC</b>	plus \$650,000 ballst b..	4/11
<b>Alabanda</b>	74,044	1995 Hadong Dec 1-3	Japan	<b>\$40,000 NYK Line</b>		25/11
<b>Willi Salamon</b>	74,002	2000 Cigading Nov 27-Dec 15	worldwide	<b>\$44,000 Chart not rep</b>	6-7.5 mos	29/11
<b>Clipper Emperor</b>	74,000	2000 Taichung Nov 19-20	Worldwide	<b>\$39,000 Kawasaki</b>	3-5 mos	11/11
<b>Cos Intrepdid</b>	74,000	2001 Passero Nov 10-12	Worldwide	<b>\$41,000 Klaveness Norway</b>	3-5 mos	10/11
<b>Lake Harmony</b>	74,000	2001 Hamburg prompt	Skaw-Passero	<b>\$39,975 Cargill</b>		19/11

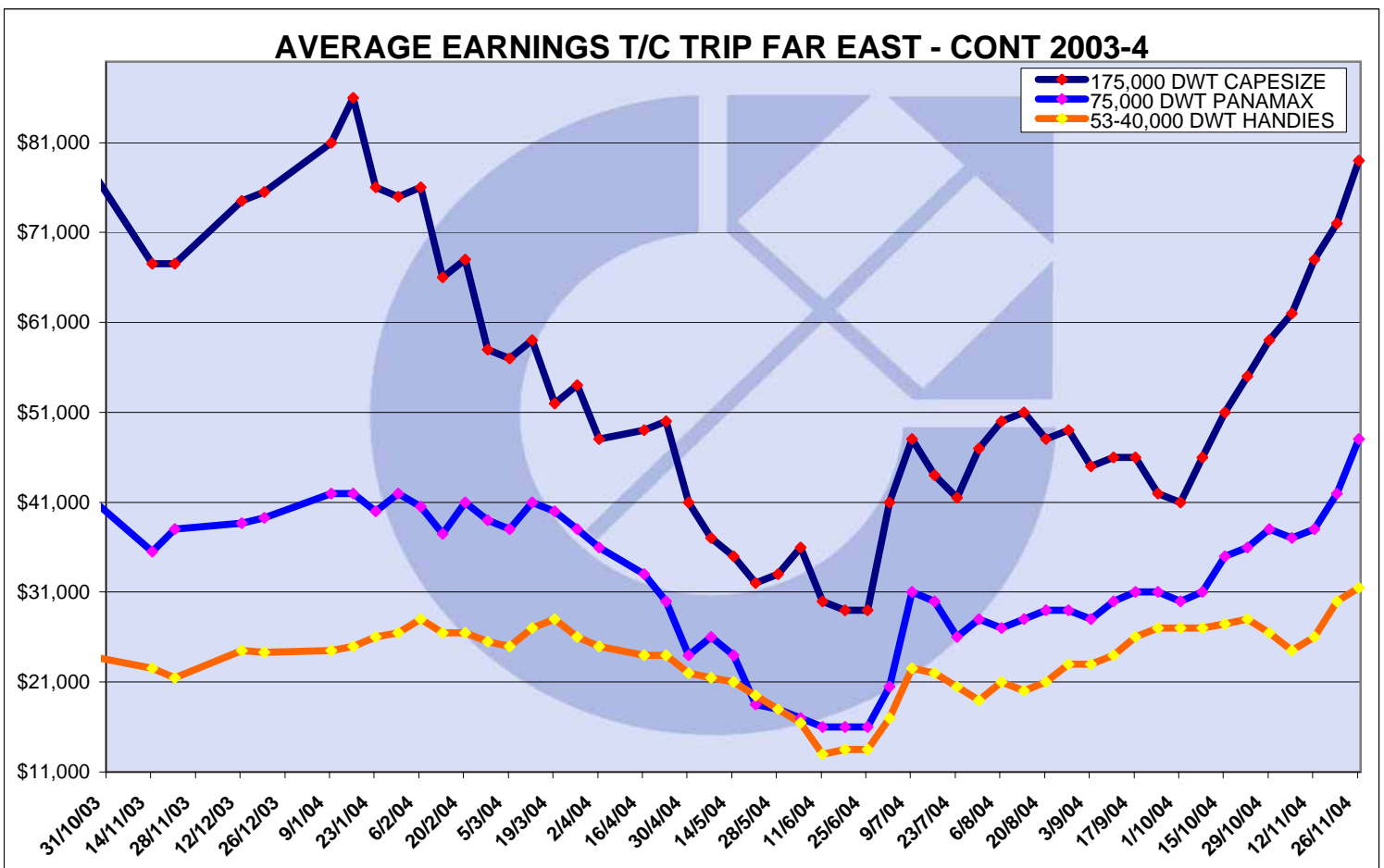
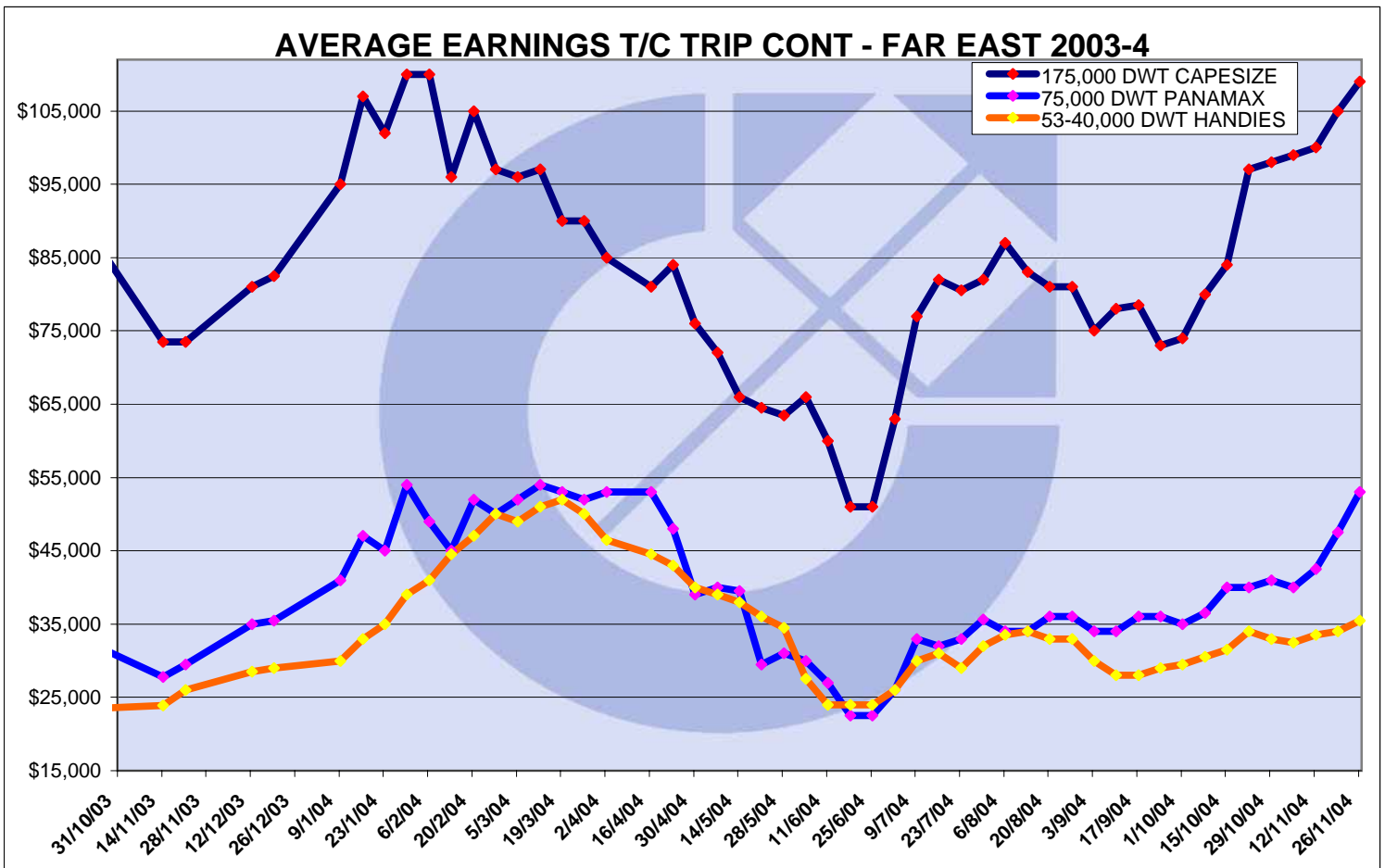
<b>Hispania Graeca</b>	74,000	2001 Passero Nov-10	Skaw/Passero	<b>\$40,000 Cargill</b>		17/11
<b>Tian Song Feng</b>	74,000	2000 Nantong spot	Indonesia	<b>\$37,500 Noble</b>		5/11
<b>CMB Eline</b>	74,000	2004 Qingdao Dec 5-7	Japan	<b>\$53,900 K Line</b>		29/11
<b>Heinrich Oldendorff</b>	74,000	2001 Yantai Nov 20	worldwide retro	<b>\$49,000 Swiss Marine</b>	2 laden legs	25/11
<b>Four Coal</b>	73,981	2000 Xingang Nov 25-28	Singapore/Japan range	<b>\$40,000 Cargill</b>		17/11
<b>Guang Ming Feng</b>	73,978	2002 Xiamen Nov27-Dec2	China	<b>\$43,250 North China Lines</b>		23/11
<b>Torm Anholt</b>	73,900	2004 Qingdao Nov 28-30	Japan	<b>\$46,000 Japanese</b>		18/11
<b>Pacific Eagle</b>	73,880	2004 Brindisi Dec 20-30	Worldwide	<b>\$29,000 Sinochart</b>	2 years	22/11
<b>Theodoros P</b>	73,800	2002 Hamburg Nov 10-15	Passero	<b>\$40,100 NNC</b>		1/11
<b>Talisman</b>	73,670	1993 Valencia Nov 2	UK Continent	<b>\$40,000 Corus</b>		8/11
<b>Maritime King</b>	73,657	1994 Dahej Dec 7-15	Far East	<b>\$49,000 Charterer not reported</b>		25/11
<b>YK Sentosa</b>	73,625	2000 Kunsan Nov 8-10	Singapore-Japan range	<b>\$38,000 Noble</b>		8/11
<b>Legiony Polskie</b>	73,505	1991 Milaki Nov25-28	China	<b>\$45,000 Transfield</b>		23/11
<b>Polska Walczaca</b>	73,505	1992 Kaohsiung Dec 10-20	worldwide	<b>\$29,500 Sinochart</b>	22-24 mos	26/11
<b>Bunga Saga Satu</b>	73,503	1993 Amsterdam Nov 14-16	China	<b>\$42,500 Pioneer</b>		17/11
<b>Bunga Saga Lapan</b>	73,500	1998 Masinloc Dec 10-14	worldwide	<b>\$49,000 Norden</b>	2 laden legs	25/11
<b>Bunga Saga Tiga</b>	73,496	1994 Zhanjiang Nov 17-23	Japan	<b>\$39,000 Klaveness</b>		16/11
<b>Zagora</b>	73,435	2001 Rotterdam Nov 4- 5	China	<b>\$42,000 Pioneer</b>		3/11
<b>Fearless</b>	73,427	1997 South China prompt	Pvesme	<b>\$33,000 Charterer not reported</b>		10/11
<b>Fearless</b>	73,427	1997 Yingkou Nov 1-10	Singapore-Japan range	<b>\$38,500 Sinotrans</b>		1/11
<b>Happy Clipper</b>	73,414	2001 Montoir prompt	Cape Passero	<b>\$43,000 ENC</b>		2/11
<b>Stefania L</b>	73,362	2000 Nagoya Nov 24-30	Singapore-Japan range	<b>\$45,000 Cargill</b>		24/11
<b>Ruby Crest</b>	73,330	1997 Japan Nov 28-30	worldwide	<b>\$45,000 Bunge</b>	4-6 mos	25/11
<b>Great Bless</b>	73,251	1997 El Ferrol Dec 1-3	Jorf Lasfar	<b>\$46,000 Bulk Trading</b>		25/11
<b>Happy Clipper</b>	73,200	2001 21-30	Egyptian Mediterranean Nov Atlantic	<b>\$41,500 Transfield</b>	4-6 mos	19/11
<b>Protefs</b>	73,100	2004 Tarragona Nov 17-18	China	<b>\$43,000 Pioneer</b>		19/11
<b>Drin</b>	73,087	1996 US Gulf Nov 21-23	China	<b>\$40,000 Wilmar</b>	plus \$685,000 ballst b..	11/11
<b>Attila</b>	73,048	1997 Rotterdam Nov 15-17	Passero	<b>\$40,000 NNC</b>		8/11
<b>Corviglia</b>	73,035	1999 Passero Dec 4-10	Far East	<b>\$53,000 Panocean</b>		30/11
<b>Tai Prize</b>	73,000	did Taiwan Dec 18-25	Worldwide	<b>\$36,000 Daeyang</b>	12 mos	19/11
<b>Great Jade</b>	73,000	1997 Passero Nov 25-27	Atlantic	<b>\$42,250 Western Bulk</b>	2 Laden Legs	19/11
<b>Global Challenger</b>	73,000	1996 worldwide Dec 1-31	Worldwide	<b>\$27,500 Bottiglieri</b>	23-25 mos	10/11
<b>Monte Pelmo</b>	72,912	2000 Portland Oregon Nov 23-28	Singapore/Japan range	<b>\$38,000 Cargill Geneva</b>	plus \$615,000 ballst b..	10/11
<b>New Herald</b>	72,874	1997 Sudan prompt	UK Continent	<b>\$48,000 Swiss Marine</b>		29/11
<b>Luise Oldendorff</b>	72,873	1994 Ghent prompt	Worldwide	<b>\$46,000 ABT</b>	2 Laden Legs	22/11
<b>Panoria</b>	72,861	1997 Zhangjiang Nov 6-11	Worldwide	<b>\$38,750 Bunge</b>	4.5-6 mos	2/11
<b>Alpha Effort</b>	72,700	1999 Inchon Dec 1-4	worldwide	<b>\$45,000 Bunge</b>	4-6 mos	29/11
<b>Anna</b>	72,515	1995 Bin Qasim Dec 17-20	Worldwide	<b>\$27,500 Klaveness</b>	2 Years	22/11
<b>Coral Wind</b>	72,456	1997 UK Dec 1-5	Worldwide	<b>\$30,250 Klaveness</b>	17-18 mos	22/11
<b>Fu Kang</b>	72,437	1997 Immingham Nov 28-30	China	<b>\$45,250 Cos Bulk</b>		19/11
<b>Ocean Favour</b>	72,400	1998 Foynes Nov 15-17	Passero	<b>\$41,000 Sigma</b>		4/11
<b>Hebei Glory</b>	72,270	1999 Yokaichi Nov 21-23	China	<b>\$39,500 Charterer not reported</b>		10/11
<b>Vogevoyager</b>	72,170	1996 Ghent Nov 11-12	China	<b>\$42,000 Transfield</b>		2/11
<b>Konkar Maroula</b>	72,126	1997 Hamburg Nov 10-12	Worldwide	<b>\$35,750 Cargill</b>	8-10 mos	1/11
<b>Juno Island</b>	72,080	1997 Japan Nov 8-25	Japan	<b>\$36,500 Charterer not reported</b>		10/11
<b>Konstantinos A</b>	71,550	1995 Huangpu Dec 15-18	worldwide	<b>\$47,000 Cargill</b>	4-6 mos	30/11
<b>Ispat Gaurav</b>	71,535	1994 Huelva Dec 4-6	San Ciprian	<b>\$46,500 Elcano</b>		24/11
<b>Yuan Zi</b>	71,298	1997 Lanshan Nov 22-24	Japan	<b>\$43,000 Kawasaki Kisen</b>		15/11
<b>Minerva Island</b>	71,000	1996 Ko Sichang Nov 16-18	Japan	<b>\$40,000 Kawasaki</b>		12/11

<b>Babitonga</b>	70,529	1998 Taiwan Nov30-Dec2	Worldwide	<b>\$36,000 Bottiglieri</b>	11-13 months	23/11
<b>Spar Capella</b>	70,424	1990 Taichung Dec 2-5	Far East	<b>\$47,500 Chart not rep</b>		30/11
<b>Hanjin New Orleans</b>	70,337	1993 South Japan Nov 29-30	Japan	<b>\$44,500 Asahi</b>		25/11
<b>Bandai</b>	70,300	1998 Ghent Nov 22	east coast India	<b>\$46,500 ETA</b>		24/11
<b>Pleione</b>	70,189	1996 Ulsan Nov 21-25	Singapore-Japan range	<b>\$38,500 Louis Dreyfus France</b>		15/11
<b>Clipper Jade</b>	70,046	1994 Nordenham Nov 27-28	Far East	<b>\$49,500 Augustea</b>		29/11
<b>Pateroniso</b>	69,950	1990 Shanghai Nov 25-30	Worldwide	<b>\$36,000 Cargill</b>	4-6 mos	16/11
<b>Irenes Power</b>	69,841	1984 South Korea Nov 25-26	UK Continent	<b>\$37,000 SSE</b>		18/11
<b>Torm Herdis</b>	69,618	1992 Bin Qasim Dec 11-13	Japan	<b>\$43,000 Sanko</b>		22/11
<b>Four Sterling</b>	69,616	1993 SW Pass Dec 1-10	Far East	<b>\$40,000 Panocean</b>	plus \$700,000 ballst b..	18/11
<b>Yvonne S</b>	69,611	1986 Xiamen Dec1-02	Worldwide	<b>\$38,500 Bunge</b>	4-6 months	23/11
<b>Maritime Rial</b>	69,607	1994 Constantza Nov 20-25	China	<b>\$42,500 Transfield</b>		8/11
<b>Mass Prosperity</b>	69,555	1993 US Gulf Dec 10-18	Singapore-Japan range	<b>\$47,000 Bunge</b>	plus \$850,000 ballst b..	25/11
<b>Marina Wave</b>	69,500	1991 China Nov25-30	Worldwide	<b>\$43,500 the</b>	2 Laden Legs	23/11
<b>Scenery Sea</b>	69,365	1991 South Korea Dec 21-31	worldwide	<b>\$36,000 Bottiglieri</b>	10-12 mos	26/11
<b>Angele N</b>	69,315	1990 Annaba Dec 2-4	Far East	<b>\$42,500 Fratelli D'Amato</b>	2 Laden Legs	19/11
<b>Marvel Timonel</b>	69,286	1994 Lianyungang Nov 27-29	South Korea	<b>\$48,000 Seyang</b>		26/11
<b>Joyous Age</b>	69,271	1994 Kashima Nov 18-20	Japan	<b>\$38,500 Mol-Navix</b>		12/11
<b>Xin Hua Men</b>	69,201	1984 Bin Qasim Nov 20-25	China	<b>\$34,000 Charterer not reported</b>		10/11
<b>Shun Ji Xing</b>	69,011	1983 Jakarta Nov 29-Dec 10	Aden passing Muscat outwards	<b>\$38,000 Noble</b>		24/11
<b>Flag Emma</b>	68,600	1988 South Korea prompt	South Korea	<b>\$38,000 Panocean</b>		29/11
<b>Hellenic Sky</b>	68,591	1994 Passero prompt	Worldwide	<b>\$34,500 Bottiglieri</b>	9-11 mos	18/11
<b>Maritsa N. P.</b>	68,376	1988 Mississippi Nov 22-24	China	<b>\$40,000 Wilmar</b>	plus \$700,000 ballst b..	24/11
<b>Orient Constellation</b>	66,837	1986 Brest spot	Atlantic	<b>\$35,500 Western Bulk</b>	2 Laden Legs	18/11
<b>Peter S</b>	66,822	1984 Haypoint Dec 5-15	worldwide 3-5 months	<b>\$31,250 Deulemar Italy</b>	plus \$500,000 ballst b..	15/11
<b>Stefanos</b>	66,735	1984 Lianyungang Nov 19-20	China	<b>\$32,500 Noble</b>		16/11
<b>Lioness C</b>	66,713	1983 Nordenham Nov 25-27	Far East	<b>\$36,000 Daeyang</b>		22/11
<b>Sea Magnolia</b>	66,043	1990 Japan Nov 24-26	Worldwide	<b>\$29,000 Augustea</b>	1 year	12/11
<b>Victory C</b>	65,716	1986 Fancheng Nov 21-22	Mediterranean	<b>\$37,500 AWB</b>		22/11
<b>Hellenic Sea</b>	65,434	1991 US Gulf Dec 20-25	worldwide 9-10 months	<b>\$44,000 Daeyang</b>	plus \$850,000 ballst b..	29/11
<b>Tai Yang Hai</b>	65,282	1985 Jiangyin Nov 27-28	South Korea	<b>\$45,000 Seyang</b>		29/11
<b>Irenes Vigor</b>	65,224	1983 worldwide Jan 1-Mar 31	Worldwide	<b>\$23,500 Klaveness</b>	11-13 mos	19/11
<b>Aquila</b>	65,000	1979 Constantza Nov 25-27	worldwide	<b>\$22,000 Bunge</b>	11-13 mos	29/11
<b>Olympic Galaxy</b>	64,931	1982 Passero Dec10-20	Worldwide	<b>\$34,000 charterer not reported</b>	5-7 months	23/11
<b>Popi S</b>	64,916	1982 Sual prompt	Taiwan	<b>\$31,000 Tahoe</b>		12/11
<b>Natalie</b>	64,911	1981 Flushing prompt	Far East	<b>\$34,300 HMM</b>		22/11
<b>Bulk Phoenix</b>	64,854	1981 Singapore Nov 19-24	Singapore-Japan range	<b>\$25,000 Noble</b>		19/11
<b>Georgis S</b>	64,754	1983 Aughinish spot	Worldwide	<b>\$33,500 Wampol</b>	3-5 mos	4/11
<b>Marinicki</b>	64,388	1989 Ghent Nov 14-15	Singapore-Japan range	<b>\$37,000 Transfield</b>		8/11
<b>Oinoussian Sky</b>	64,377	1987 Passero Nov 28-30	China	<b>\$39,750 Cargill</b>		25/11
<b>Flag Seaman</b>	64,235	1987 Damietta Nov 20-22	PMO-Aden	<b>\$38,500 Transgrain</b>		18/11
<b>Wadi Alarish</b>	64,214	1994 Adabiya Dec 6-8	Skaw-Passero	<b>\$39,000 Cargill</b>		29/11
<b>Lustre Duckling</b>	64,183	1981 Ghent Nov 10	Mediterra-nean-Black Sea retro	<b>\$32,000 Bunge</b>		19/11
<b>Tenacity</b>	63,940	1984 Quebec Nov 13-15	Spain	<b>\$32,000 Charterer not reported</b>	plus \$375,000 ballst b..	10/11
<b>M. Faruk</b>	63,494	1984 US Gulf Nov 20-22	China	<b>\$35,000 Noble</b>	plus \$655,000 ballst b..	8/11

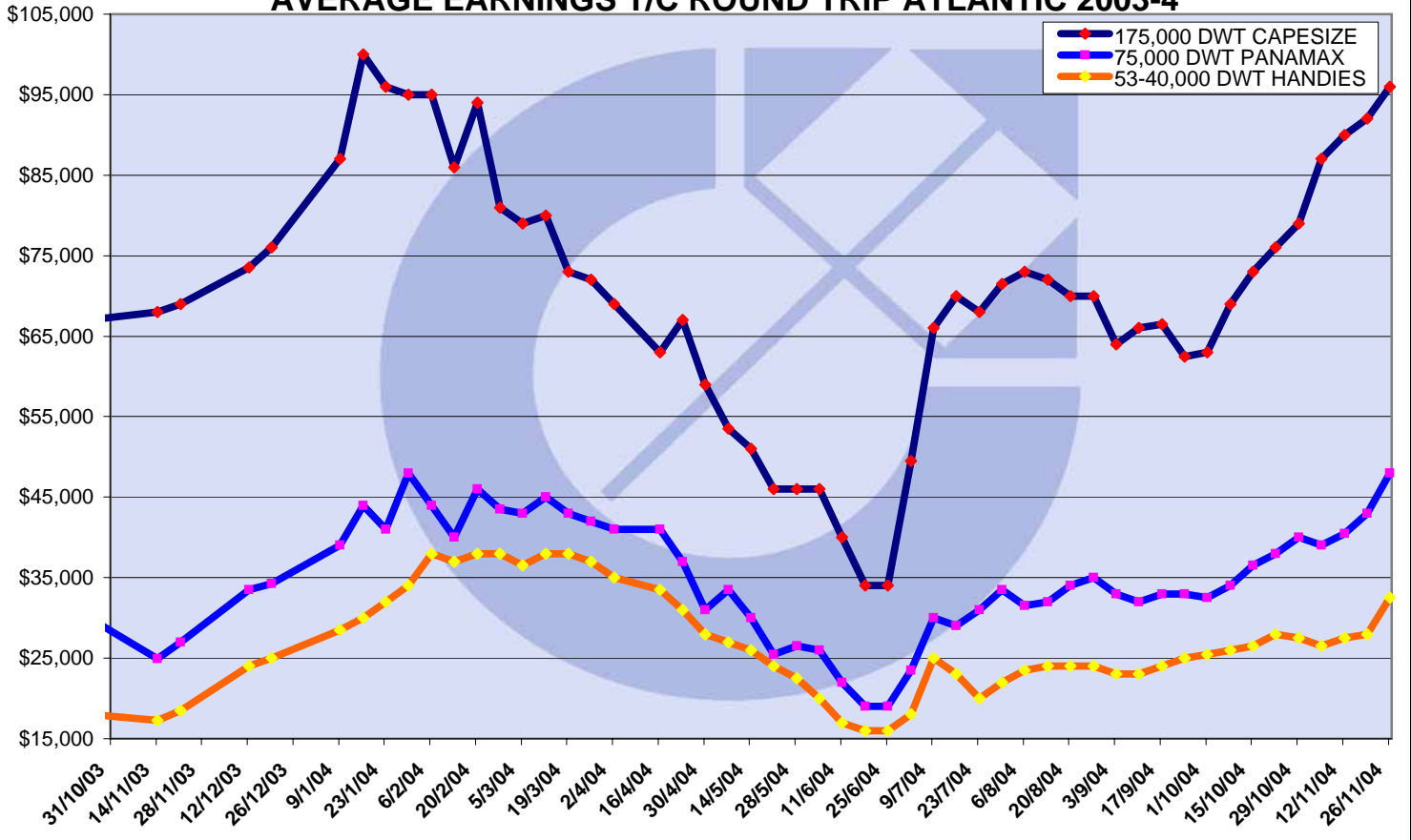
<b>Georgia</b>	63,308	1982 Amsterdam Nov 16	Continent	<b>\$31,000 Klaveness N</b>		19/11
<b>Situs Star</b>	62,180	1981 Singapore Nov 3-5	Singapore-Japan range	<b>\$25,000 Noble</b>		4/11
<b>Sea Charm</b>	61,505	1982 Passero spot	Aden/Muscat	<b>\$35,000 Glencore</b>		8/11
<b>Frieda Selmer</b>	56,000	2004 ex yard Japan Nov 9-11	Worldwide	<b>\$32,000 Reported</b>	4-6 mos	5/11
<b>Darya Shakti</b>	56,000	2004 Visag Nov 10-20	China	<b>\$32,500 Noble Chart</b>		10/11
<b>Kang Shun</b>	55,000	2004 USAC Spot	Worldwide	<b>\$32,000 Korea Line</b>	11-13 months	23/11
<b>Navios Hios</b>	55,000	2003 Continent Nov 22-25	Singapore-Japan range	<b>\$36,000 Panocean</b>	2 Laden Legs	12/11
<b>Maya</b>	54,500	1984 Brake Nov -12	East Mediterranean	<b>\$30,000 Seaboard</b>		18/11
<b>Akmi</b>	53,806	2003 Taiwan spot	worldwide	<b>\$34,800 Indians</b>	4-6 mos	25/11
<b>Medi Melbourne</b>	53,500	2004 Far East Mar 1-Apr30/05	Worldwide	<b>\$25,000 Samsun</b>	11-13 mos	12/11
<b>Anassa Ioanna</b>	53,125	2003 Piraeus Nov 3-10	Singapore/Japan range	<b>\$33,250 HMM</b>		3/11
<b>Kang Sheng</b>	52,800	2002 Adriatic spot	Worldwide	<b>\$26,000 Westminster Oil</b>	2 years	12/11
<b>Medi Nagasaki</b>	52,500	2003 Huangpu Nov 30-Dec 1	China	<b>\$35,000 K Line</b>		24/11
<b>Global Wind</b>	52,500	2003 Qingdao spot	India	<b>\$28,500 Stargate</b>		5/11
<b>Yasa Ilhan</b>	52,434	2001 Kushiro spot	worldwide	<b>\$35,000 Cargill</b>	4-6 mos	30/11
<b>Yasa Aysen</b>	52,434	2000 west coast India spot	China	<b>\$34,500 Sea Quest</b>		29/11
<b>Yasa H. Mulla</b>	52,434	2002 China spot	worldwide	<b>\$35,000 Armada</b>	5-7 mos	26/11
<b>Marylisa V</b>	52,428	2003 Continent Nov 18-22	Singapore-Japan range	<b>\$36,300 Panocean</b>		18/11
<b>Tai Hawk</b>	52,400	2005 Oshima Jan 1-31	Worldwide	<b>\$28,000 Charterer not reported</b>	11-13 mos	15/11
<b>Cos Knight</b>	52,353	2002 worldwide Nov 1-30	Worldwide	<b>\$27,000 Oldendorff Carriers</b>	11-13 mos	15/11
<b>Apex</b>	52,300	2002 Xingang Nov 10-15	India	<b>\$29,500 Charterer not reported</b>		15/11
<b>Medi Sydney</b>	52,300	2003 Paradeep Nov 13-20	China	<b>\$31,000 Charterer not reported</b>		10/11
<b>Akili</b>	52,300	2001 Tokyo Bay Dec1-10	Singapore/Japan Range	<b>\$35,000 charterer not reported</b>		23/11
<b>Namrun</b>	52,262	2001 Red Sea spot	India	<b>\$32,500 BHP Billiton</b>		1/11
<b>Canton Trader</b>	52,239	2003 Japan Nov 20-30	Worldwide	<b>\$31,500 Western Bulk Oslo</b>	5-7 mos	15/11
<b>Bianco Bulker</b>	52,193	2001 West Africa spot	Singapore-Japan range	<b>\$36,750 Oldendorff</b>	2 Laden Legs	24/11
<b>Vassiliki F</b>	52,050	2004 tokyo Spot	Worldwide	<b>\$24,000 Bunge Geneva</b>	2 Years	10/11
<b>Apollon</b>	51,700	2002 Black Sea spot	Singapore/Japan range	<b>\$37,500 GMT</b>		17/11
<b>VOC Gemini</b>	51,000	2003 South Korea Dec 1-5	UKCont	<b>\$33,000 Cargill</b>		25/11
<b>Ocean President</b>	50,906	2001 Brownsville spot	Worldwide	<b>\$34,875 DBNC</b>	6-8 mos	22/11
<b>Nueva Fortuna</b>	50,900	2003 Lianyungang Nov 18-23	Worldwide	<b>\$30,000 SK Shipping</b>	3-5 mos	18/11
<b>Balboa</b>	50,900	2002 Chennai Nov 10-15	China	<b>\$31,000 Charterer not reported</b>		10/11
<b>Pilion</b>	50,383	1994 Algeria Nov 20-25	Singapore-Japan range	<b>\$33,000 Panocean</b>		12/11
<b>Aigeorgis</b>	50,354	2001 Port Talbot Nov 12-15	Singapore-Japan range	<b>\$34,000 Chinese</b>		12/11
<b>Bungo Spirit</b>	50,326	2004 Haldia Nov 13-20	China	<b>\$31,500 Minmetals Beijing</b>		10/11
<b>Nordglimt</b>	50,236	2000 Yokohama Nov 12-18	west coast India	<b>\$28,300 Noble Chart</b>		15/11
<b>Orienteer 2</b>	49,500	2002 Continent prompt	Far East	<b>\$37,000 Transfield</b>		30/11
<b>Pacific Scorpio</b>	49,052	1997 Xingang Nov 21-23	Worldwide	<b>\$32,000 Sanko</b>	4-6 mos	18/11
<b>Arctic Trader</b>	48,170	1994 Quebec spot	Black Sea	<b>\$40,000 NYK Line</b>		22/11
<b>Megas Alexandros</b>	47,623	1983 east coast India spot	China	<b>\$26,000 Chinese</b>		19/11
<b>Maritime Talent</b>	47,574	1996 Tuticorin spot	UK Continent	<b>\$28,000 Cargill</b>		22/11
<b>Mermaid Dream</b>	47,245	1998 West Africa spot	South Africa	<b>\$28,000 Armada</b>		9/11
<b>Song Hai</b>	47,201	1998 Shanghai spot	Singapore/Japan range	<b>\$27,000 Mol-Navix Tokyo</b>		10/11

<b>Alex A</b>	46,649	1995 Tilbury spot	Singapore-Japan range	<b>\$30,000 Pan Ocean</b>		2/11
<b>Alam Mesra</b>	46,644	2000 South Korea 15-30	worldwide	<b>\$23,000 Korea Line</b>	24-26 mos	30/11
<b>Appenzell</b>	46,492	2001 MEG prompt	US Gulf	<b>\$25,500 Panocean</b>		26/11
<b>Richway</b>	45,562	1982 East Mediterranean Nov 4-8	Arabian Gulf	<b>\$33,000 Martrade</b>		1/11
<b>Olga Topic</b>	45,483	1995 Arabian Gulf spot	Worldwide	<b>\$28,000 MUR</b>	3-5 mos	19/11
<b>Tomahawk</b>	45,423	1997 Marmara spot	Singapore-Japan range	<b>\$33,000 Fayette</b>		25/11
<b>Little Annou</b>	44,874	1994 Thailand spot	worldwide	<b>\$32,000 Scandinavians</b>	3-5 mos	26/11
<b>Prabhu Puni</b>	43,595	1992 Chennai Nov 5-10	Singapore-Japan range	<b>\$25,500 Noble</b>		2/11
<b>Race r</b>	43,062	1986 Cartagena Nov 12	French Bay	<b>\$29,000 Euomar</b>		22/11
<b>Majestic</b>	42,838	1985 Continent Nov 18-25	Worldwide	<b>\$26,250 Oldendorff</b>	5-7 mos	16/11
<b>Protector</b>	42,838	1984 Karachi spot	China	<b>\$26,500 Fremery</b>		1/11
<b>Sea Bulker</b>	42,717	1997 North China spot	Singapore/Japan range	<b>\$27,500 Sanko</b>	two laden legs	17/11
<b>Mosor</b>	42,600	2000 Zhangjiang Nov 3- 5	Singapore/ Japan range R/V Nopac	<b>\$23,900 Eitzen Bulk</b>		3/11
<b>Sea Blessing</b>	42,552	1987 Italy prompt	Far East	<b>\$33,000 Fayette Intl</b>		30/11
<b>John F</b>	42,264	1991 South Japan Nov26-Dec1	China	<b>\$28,200 China Shipping</b>		23/11
<b>Argolikos</b>	42,187	1987 MEG Nov 11-17	US Gulf	<b>\$18,000 AMN</b>		8/11
<b>Maritime Lapis</b>	42,025	1990 Central Med spot	Worldwide	<b>\$24,200 Denmark</b>	11-13 mos	10/11
<b>Pacific Wisdom</b>	42,000	1992 Mumbai Nov 26-28	China	<b>\$29,000 Chinese</b>		30/11
<b>Bauta</b>	41,630	1987 Riohaina spot	East Mediterranean	<b>\$38,000 E D &amp; F Man</b>		29/11
<b>Ulysses II</b>	41,538	1982 Florida spot	East Med	<b>\$35,000 Minfreight Corp</b>		10/11
<b>New Wind</b>	41,377	1985 US Gulf spot	UK Continent	<b>\$34,000 Eitzen Bulk</b>		12/11
<b>Sea Phoenix</b>	40,473	1985 East Mediterranean spot	Worldwide	<b>\$27,000 Danish</b>	4-6 mos	16/11
<b>Cape B</b>	39,729	1980 Richards Bay Nov 25-30	UK/Continent	<b>\$17,500 Jepsens</b>	plus \$200,000 ballst b..	11/11
<b>Murat Kiran</b>	38,888	1985 Fukuyama spot	Chittagong	<b>\$26,000 Wing Leung</b>		11/11
<b>Atromitos</b>	38,855	1991 Durban Nov 17-25	UK Continent	<b>\$27,000 Durban</b>		15/11
<b>Alanya</b>	38,792	1986 Cannakale spot	US Gulf	<b>\$21,500 Island View</b>		4/11
<b>Aristeas P</b>	38,623	1985 Mombasa spot	US Gulf	<b>\$26,000 Island View</b>		18/11
<b>Sea Conqueror</b>	37,662	1984 UK/Continent Nov 20-30	Worldwide	<b>\$26,000 Keymar</b>	3-5 mos	16/11
<b>Kiran Pacific</b>	36,226	1987 US Gulf spot	UK/Continent	<b>\$30,000 Rice Co</b>		16/11
<b>Spar Two</b>	35,971	1982 Ijmuiden spot	west coast India	<b>\$29,000 SSOE</b>		24/11
<b>George Lyras</b>	35,700	1984 Huelva Nov 10-15	USEC	<b>\$23,000 Worthington</b>		8/11
<b>Kyma</b>	35,674	1978 US Gulf spot	Atlantic	<b>\$22,750 Pacnav</b>	2-3 laden legs	18/11
<b>Efessos</b>	35,554	1982 French Bay Nov 6-10	US Gulf	<b>\$20,500 Levant</b>		4/11
<b>Jullieta</b>	34,698	1983 Douala spot	Mediterranean	<b>\$26,500 Cargill</b>		9/11
<b>Bright Ocean 2</b>	32,128	1999 Far East Dec 1-31	worldwide	<b>\$15,750 Mol-Navix</b>		12/11
<b>Pacific Logger</b>	31,877	2000 south Japan Dec 1-5	southeast Asia	<b>\$24,000 Chart not rep</b>		29/11
<b>Dynamic</b>	29,331	1979 UK Continent spot	West Africa	<b>\$21,500 Sometra</b>		29/11
<b>Darya Raag</b>	28,968	1997 North China spot	Worldwide	<b>\$24,000 Daebo</b>	4-6 mos	22/11
<b>Atlantic Island</b>	28,450	1997 Nigeria Spot	Italy	<b>\$29,500 Italians</b>		26/11
<b>Joy Victory</b>	28,300	1996 Far East Nov 1-30	Worldwide	<b>\$19,500 Mol-Navix</b>	11-13 days	12/11
<b>Algoa Bay</b>	26,900	1977 South Africa Dec 5-10	UK/Continent	<b>\$21,000 Island View</b>		24/11
<b>Athloforos</b>	25,410	1983 Aden Spot	Mediterranean	<b>\$16,500 Island View</b>		23/11
<b>Addu Star</b>	24,034	1996 west coast India spot	UK Continent	<b>\$15,000 Oldendorff</b>		3/11
<b>Clipper Beaufort</b>	23,407	1997 Algeria spot	worldwide	<b>\$21,000 Seaside Navigation</b>	5-6 mos	26/11
<b>Dominator</b>	22,174	1991 Recalada spot	Central Mediterranean	<b>\$21,500 Ator Line</b>	plus \$250,000 ballst b..	3/11

<b>Bolkar</b>	18,720	1981 east coast UK Nov 20-25	East Mediterranean	<b>\$15,850 Empros</b>		18/11
<b>Pacific Wisdom</b>	42,000	1992 Mumbai Nov 25-30	China	<b>\$29,000 Chinese</b>		19/11
<b>Pacific Wisdom</b>	42,000	1992 Mumbai Nov 26-28	China	<b>\$29,000 Chinese</b>		30/11
<b>Bauta</b>	41,630	1987 Riohaina spot	East Mediterranean	<b>\$38,000 E D &amp; F Man</b>		29/11
<b>Ulysses II</b>	41,538	1982 Florida spot	East Med	<b>\$35,000 Minfreight Corp</b>		9/11
<b>New Wind</b>	41,377	1985 US Gulf spot	UK Continent	<b>\$34,000 Eitzen Bulk</b>		11/11
<b>Sea Phoenix</b>	40,473	1985 East Mediterranean spot	worldwide	<b>\$27,000 Danish</b>	4-6 mos	15/11
<b>Cape B</b>	39,729	1980 Richards Bay Nov 25-30	UK/Continent	<b>\$17,500 Jepsens</b>	plus \$200,000 Ballast B	10/11
<b>Murat Kiran</b>	38,888	1985 Fukuyama spot	Chittagong	<b>\$26,000 Wing Leung</b>		10/11
				<b>Island View</b>		
<b>Atromitos</b>	38,855	1991 Durban Nov 17-25	UK Continent	<b>\$27,000 Durban</b>		12/11
<b>Alanya</b>	38,792	1986 Cannakale spot	US Gulf	<b>\$21,500 Chart not rep</b>		4/11
<b>Aristeas P</b>	38,623	1985 Mombasa spot	US Gulf	<b>\$26,000 Island View</b>		17/11
<b>Sea Conqueror</b>	37,662	1984 UK/Continent Nov 20-30	worldwide	<b>\$26,000 Keymar</b>	3-5 mos	15/11
<b>Sea Conqueror</b>	37,662	1984 North Spain spot	Taranto	<b>\$26,000 Chart not rep</b>		23/11
<b>Kiran Pacific</b>	36,226	1987 US Gulf spot	UK/Continent	<b>\$30,000 Rice Co</b>		15/11
<b>Spar Two</b>	35,971	1982 Ijmuiden spot	west coast India	<b>\$29,000 SSOE</b>		23/11
<b>George Lyras</b>	35,700	1984 Huelva Nov 10-15	USEC	<b>\$23,000 Worthington</b>		8/11
<b>Kyma</b>	35,674	1978 US Gulf spot	Atlantic	<b>\$22,750 Pacnav</b>	2-3 laden legs	17/11
<b>Efessos</b>	35,554	1982 French Bay Nov 6-10	US Gulf	<b>\$20,500 Levant</b>		4/11
<b>Jullieta</b>	34,698	1983 Douala spot	Mediterranean	<b>\$26,500 Cargill</b>		9/11
<b>Bright Ocean 2</b>	32,128	1999 Far East Dec 1-31	worldwide	<b>\$15,750 Mol-Navix</b>		11/11
<b>Pacific Logger</b>	31,877	2000 south Japan Dec 1-5	southeast Asia	<b>\$24,000 Chart not rep</b>		29/11
<b>Dynamic</b>	29,331	1979 UK Continent spot	West Africa	<b>\$21,500 Sometra</b>		29/11
<b>Darya Raag</b>	28,968	1997 North China spot	worldwide	<b>\$24,000 Daebo</b>	4-6 mos	19/11
<b>Atlantic Island</b>	28,450	1997 Nigeria Spot	Italy	<b>\$29,500 Italians</b>		25/11
<b>Atlantic Island</b>	28,450	1997 Nigeria Spot	Italy	<b>\$29,500 Italians</b>		26/11
<b>Joy Victory</b>	28,300	1996 Far East Nov 1-30	worldwide	<b>\$19,500 Mol-Navix</b>	11-13 days	11/11
<b>Algoa Bay</b>	26,900	1977 South Africa Dec 5-10	UK/Continent	<b>\$21,000 Island View</b>		23/11
<b>Athloforos</b>	25,410	1983 Aden Spot	Mediterranean	<b>\$16,500 Island View</b>		22/11
<b>Addu Star</b>	24,034	1996 west coast India spot	UK Continent	<b>\$15,000 Oldendorff</b>		3/11
<b>Clipper Beaufort</b>	23,407	1997 Algeria spot	worldwide	<b>\$21,000 Seaside Navigation</b>	5-6 mos	25/11
<b>Clipper Beaufort</b>	23,407	1997 Algeria spot	worldwide	<b>\$21,000 Seaside Navigation</b>	5-6 mos	26/11
			Central			
<b>Dominator</b>	22,174	1991 Recalada spot	Mediterranean	<b>\$21,500 Ator Line</b>	plus \$250,000 Ballast B	3/11
<b>Bolkar</b>	18,720	1981 east coast UK Nov 20-25	East Mediterranean	<b>\$15,850 Empros</b>		17/11



### AVERAGE EARNINGS T/C ROUND TRIP ATLANTIC 2003-4



### AVERAGE EARNINGS T/C ROUND TRIP PACIFIC 2003-4

