

NAME	DWT	BLT	DELY	REDELY	RATE	CHARTERER	NOTES	DATE
Navios vessel 2 be no	300,000	1983	Sundong 1 Oct-31 Dec 09	worldwide	\$40,000	Pacific King	10 years	10/3
SG Enterprise	211,485	1997	Cape Passero 4-7 Apr	Far East	\$190,000	STX Pan Ocean		27/3
Star Sigma	184,000	1991	worldwide 1-30 Apr 2009	worldwide	\$63,000	Pacific Bulk	3 years	10/3
Mineral Monaco	180,263	2005	Cape Passero 25-27 Mar	China	\$185,000	Louis Dreyfus		10/3
Ocean shine	180,201	2005	Rizhao 13-15 Mar	Japan	\$150,000	Mosk Line		7/3
Genco Augustus	180,000	2007	Immingham 11-13 Mar	Continent	\$130,000	Arcelor Gijon		10/3
Anangel Happiness	177,932	2008	Far East 5-15 Apr	worldwide	\$155,000	Glory Wealth	6-8 months	12/3
Iron Miner	177,000	2007	Qingdao 16-20 Mar	China	\$160,000	Rio Tinto		10/3
Orient Angel	177,000	2007	Carboneras 13-14 Mar	China	\$200,000	Glory Wealth		10/3
Shagang First	177,000	2006	Caofedian 30-31 Mar	China	\$114,000	chart not rep		20/3
Royal Chorale	177,000	2006	Japan ex-dry dock 23-25 M	Rotterdam	\$78,000	Swiss Marine		19/3
Antonis Angelicoussis	177,000	2008	Pohang 3-5 Apr	Continent	\$90,000	Cargill	balance at BCI to average ball bon.	31/3
Cape Trust	176,925	2006	Antwerp 18-19 Mar	Sines-Gijon	\$115,000	Swiss Marine		17/3
Bulk China	176,274	2005	Shanghai 14-16 Apr	China	\$144,000	BHP Billiton		31/3
Lowlands Orchid	176,193	2005	Qingdao 15-17 Mar	China	\$140,000	Constellation Energy		7/3
Scope	176,000	2006	worldwide 1 Jun-31 Jul	worldwide	\$105,000	Cosco	3 years	14/3
China Steel Integrity	175,775	2002	Moneypoint 9-11 Apr	Continent	\$126,000	Constellation		31/3
Huang Shan	175,700	2003	Cape Passero 20-25 Mar	Skaw-Cape Passero	\$110,000	EDF		19/3
CSK Fortune	175,526	2003	Caofedian 30-31 Mar	China	\$114,000	chart not rep		20/3
Chou Shan	175,459	2005	Rizhao 14-20 Apr	China	\$132,500	BHP Billiton		31/3
Xinfa Hai	175,000	2004	Bayuquan 2-4 Mar	China	\$140,000	BHP Billiton		5/3
Jin Tai	173,880	2004	China 10-12 Mar	China	\$141,000	BHP Billiton		5/3
Castillo De Catoira	173,587	2005	Xingang 10-15 Mar	China	\$110,000	SK Shipping		5/3
Castillo De San Juan	173,365	1990	Cape Passero 20-22 Mar	China	\$134,000	Cargill		12/3
Nightwhisper	172,428	1985	Qinhuangdao 23 Mar	China	\$110,000	Noble		27/3
Seakoh	172,247	2000	Skaw 25-26 Mar	Continent	\$108,000	SK Shipping		18/3
S.A. Fortius	172,100	2001	Shanghai 7-8 Mar	Cape Passero	\$90,000	Oldendorff Carriers		5/3
Bet Performer	172,091	1997	Cape Passero 19-21 Mar	Japan	\$170,000	NYK Line		19/3
Mona Century	172,036	2000	Rotterdam 17-20 Mar	Far East	\$180,000	SK Shipping		10/3
Rubin Phoenix	171,080	1997	Rotterdam 5-0 Apr	Skaw-Cape Passero	\$125,000	chart not rep		28/3
Manasota	171,061	2004	worldwide 1 Mar-30 Apr	worldwide	\$115,000	Nippon Steel Shipping	2 years	6/3
Setsuyo Star	170,808	1985	Xingang 19 Feb	China	\$112,000	Noble		12/3
Star Europe	170,698	1986	Rizhao spot	Taiwan	\$130,000	CSE		7/3
Alpha Century	170,415	2000	Zhanjiang 2-Mar	Skaw/Cape Passero	\$82,500	EDF Trading		5/3
Mineral Water	169,962	1999	Dunkirk 10-19 Mar	Skaw/Cape Passero	\$125,000	Arcelor		7/3
C. Triumph	169,883	1999	Nantong 10-12 Mar	China	\$160,000	BHP Billiton		7/3
Alpha Cosmos	169,770	2001	Bayuquan 24-Feb	worldwide	\$140,000	Swiss Marine	3-5 months	7/3
Maria A. Angelicoussi	169,163	2001	Beilun 10-15 Apr	Qingdao	\$125,000	BHP Billiton		31/3
Anangel Ambition	161,587	1994	Fangcheng 15-17 Mar	China	\$153,000	BHP Billiton		7/3
Cape Eagle	161,475	1993	Rotterdam 28 Mar-1 Apr	Skaw-Cape Passero	\$106,000	Swiss Marine		27/3
Anangel Legend	161,059	1996	Amsterdam 14-16 Mar	China	\$145,000	Oceanbulk		17/3
Chloe	160,089	1997	Tarragona 24-31 Mar	Far East	\$157,500	chart not rep		31/3
China Steel Develop	154,556	1998	Rotterdam 15-17 Mar	Skaw/Cape Passero	\$115,000	chart not rep		6/3
Cape Oceania	152,025	1994	Dunkirk 3-5 Apr	China	\$160,000	BHP Billiton		28/3
China Fortune	152,011	1992	worldwide 1-31 Aug	worldwide	\$80,750	Cosco Qingdao	3 years	18/3
Castillo de Gormaz	151,376	1989	Immingham 26-28 Mar	Continent	\$95,000	Cargill		27/3
C. March	151,053	1995	Pohang 12-14 Mar	Japan	\$130,000	NYK Line		7/3
CHS Bright	151,053	1995	Ijmuiden 3-5 Apr	China	\$160,000	Chinese charterer		28/3
C. Royal	151,044	1996	Far East 1-15 May	worldwide	\$125,000	STX Panocean	1 years	12/3
Bosporus	150,973	1995	Qingdao 31 Mar-1 Apr	Japan	\$105,000	K Line		31/3
Falcon Cape	150,940	1991	Dampier 14-16 Mar	China	\$145,000	Rio Tinto	+ \$1,750,000 bal bon	10/3
Sanko Spark	150,850	1996	Wilhemshaven 1-5 Apr	China	\$140,000	chart not rep		28/3
Cape Maxim	149,581	1984	Caofedian 30-31 Mar	South Korea	\$80,000	STX Pan Ocean		27/3
Pacific Yuan Li	149,477	1993	Fangcheng 1-5 Apr	China	\$105,000	Noble		31/3
Dong-A Helios	146,938	1986	Pohang 16-18 Mar	China	\$115,000	Glory Wealth		10/3
Lydia	141,435	1981	Xingang 22-25 Mar	Qingdao	\$90,000	Noble		13/3
Papa	139,000	1984	Qingdao 25-30 Mar	China	\$85,000	Industrial Carriers		20/3
Kamsar Gold	82,981	2006	Taiwan 28 Mar-5 Apr	South Korea	\$61,000	Jinyang		27/3
Kamsar Gold	82,962	2006	Lianyungang 10-15 Mar	Japan	\$65,000	K Line		7/3

Bulk Japan	82,951	2006	Fukuyama 10-12 Mar	worldwide	\$77,000	BHP Billiton		12/3
Medi Hong Kong	82,790	2006	Taichung 15-20 Mar	Singapore/Japan	\$75,000	Hanjin		14/3
Iron Brooke	82,191	2007	Tobata 7-8 Mar	Japan	\$64,000	K Line		6/3
Barock	82,191	2007	Lianyungang 5-7 Mar	Japan	\$66,000	Mosk Line		6/3
Christina	77,073	2007	Qingdao 25-31 Mar	China	\$60,000	STX Panocean		20/3
Belgrano	76,759	2004	Skaw/Cape Passero 25-30	worldwide	\$77,000	Glory Wealth		10/3
Ariana	76,759	2005	Qingdao 13-15 Mar	worldwide	\$76,000	Oldendorff	5-7 months	12/3
Oceanic Breeze	76,700	2006	PMO 6-10 Apr	Cigading	\$72,000	HMM		28/3
Navios Star	76,670	2002	Rotterdam 22-23 Mar	Cape Passero	\$69,500	Armada		26/3
Crown Star	76,662	2002	Mitsukojima 7-14 Apr	worldwide	\$71,000	Dreyfus	4-6 months	26/3
Bonita	76,623	2001	Aughinish 25-30 Mar	worldwide	\$78,000	Sinochart	20-21 months	18/3
Ocean Wind	76,619	2005	Onahama 14-16 Mar	Inchon	\$74,000	STX Panocean		12/3
Shi Dai 1	76,611	2007	Immingham 27-30 Mar	China	\$78,000	Noble		28/3
Coral Diamond	76,596	2007	Kashima 12-14 Mar	Continent	\$55,000	Oldendorff Carriers		6/3
Pos Glory	76,508	2005	Pakistan 23-26 Mar	India	\$75,000	Armada		26/3
Lady Maria Luisa	76,500	2007	Rotterdam 8-12 Mar	Skaw/Cape Passero	\$68,500	Norden		5/3
Red Jasmine	76,500	2006	Aden 15-16 Mar	China	\$90,000	IMC		12/3
RBD Capri	76,500	2008	Qingdao 25-30 Mar	worldwide	\$73,500	chart not rep	3-5 months	17/3
Ajax	76,500	2006	Cape Passero 21-24 Mar	China	\$84,000	Noble	+ if grain \$81,000 BB	18/3
Lady Maria Luisa	76,500	2007	Portbury 29-31 Mar	Skaw-Cape Passero	\$68,500	D'Amico		31/3
Mulberry Wilton	76,453	2004	North Pulu Laut spot	China	\$70,000	chart not rep		19/3
Prabhu Puni	76,400	2002	Praia Mole 4-10 Apr	China	\$81,000	chart not rep	+ \$1,400,000 bal bon	14/3
Fortune Princess	76,400	2007	Praia Mole 25-30 Mar	Far East	\$82,000	Wilmar	+ \$1,500,000 bal bon	13/3
GH Power	76,400	2002	Port Kelang 21-22 Mar	China	\$81,000	Noble		18/3
Pan Solar	76,343	2005	Taichung 21-29 Mar	China	\$65,000	Noble Chart		20/3
Pontovremon	76,318	2001	Ghent 27-29 Mar	Japan	\$78,000	MOSK		28/3
G. B. Corrado	76,300	2008	Oshima 14-16 Mar	Continent	\$56,000	Deiulemar		6/3
Mahitis	76,058	2001	Rizhao 16-17 Mar	worldwide	\$72,000	Britannia Bulk	4-6 months	17/3
Katerina	76,015	2004	San Nicolas 19-24 Mar	Singapore/Japan	\$77,000	Noble Chartering	+ \$1,750,000 bal bon	6/3
Clara	76,000	2006	Goa 20-25 Mar	China	\$102,000	Jaldhi		10/3
Maganari	75,941	2001	Xingang 3-Mar	Skaw/Cape Passero	\$41,000	Cargill		6/3
Pepito	75,928	2001	Mundra 1-7 Apr	China	\$77,000	Brownstone		27/3
Saldanha	75,747	2004	Aden 20-25 Mar	Skaw-Cape Passero	\$67,500	Cargill		20/3
Peppino D'Amato	75,698	2005	Trieste 25-30 Mar	worldwide	\$77,000	Sinochart	5-7 months	14/3
Ocean Minerva	75,698	2007	Brake 30-31 Mar	Cape Passero	\$70,500	Pyramid		26/3
Maritime Harmony	75,600	2008	Kosichang 8-9 Mar	Far East	\$81,250	chart not rep		12/3
Golden Trust No. 1	75,594	1980	PMO 21-24 Mar	China	\$71,000	Phiniqia		13/3
Arabella	75,500	2001	Huangpu 19-21 Mar	worldwide	\$74,000	STX Panocean	1 year	10/3
Arabella	75,500	2001	Guangzhou 16-18 Mar	Philippines	\$57,000	Golden Ocean		14/3
Ikan Bayan	75,500	2005	Kamaichi 21-23 Mar	Japan	\$68,000	Mitsubishi		20/3
Medi Genova	75,500	2004	Cape Passero 22-24 Mar	Skaw-Cape Passero	\$68,000	chart not rep		20/3
Pessada	75,462	1999	Amsterdam 26-28 Mar	Skaw-Cape Passero	\$71,500	Swiss Marine		26/3
Seaguardian	75,462	1999	Cape Passero 22-25 Mar	Singapore-Japan	\$81,500	Wilmar		18/3
Hainan	75,339	1996	Cape Passero 9 Mar	Gijon	\$73,000	Mittal		13/3
Maria Bottiglieri	75,265	1995	Amsterdam 25-Feb	Skaw/Cape Passero	\$63,000	Deiulemar		6/3
Trenton	75,265	1995	PMO 18-20 Mar	China	\$89,500	Metchart		7/3
Leonardo Lembo	75,265	1996	Lianyungang 28-30 Mar	worldwide	\$68,000	chart not rep	3-5 months	27/3
Avra	75,169	2001	Hong Kong 18-20 Mar	worldwide	\$70,000	Norden	5-7 months	7/3
Nordweser	75,080	2001	Japan 20-21 Mar	Japan	\$67,000	NYK Line		20/3
Nordrhine	75,000	2001	Cape Passero 3-6 Mar	worldwide	\$72,000	Glory Wealth	11-13 months	6/3
Alkyon	74,875	2001	Samchonpo 7-12 Mar	worldwide	\$71,000	STX Panocean	4-6 months	7/3
Anna Smile	74,823	2004	Aden 4-5 Mar	China	\$80,000	National Coal Supply		6/3
Anna Smlie	74,823	2004	North China 1 Mar-30 Apr	worldwide	\$75,000	STX Panocean	1 years	7/3
Cinzia D'Amato	74,500	2000	Cape Passero 20-21 Mar	Kosichang	\$81,500	Dreyfus		14/3
Ribbon	74,500	1998	Shanghai 5-8 Apr	worldwide	\$77,000	Cargill	4-6 months	28/3
Amira	74,400	2001	Huangpu 15-17 Mar	Malaysia	\$68,000	Hanjin		13/3
Amira	74,400	2001	Lumut 31 Mar-1 Apr	Skaw-Cape Passero	\$49,000	Norden		26/3
Alpha Melody	74,374	2001	Taiwan 24-27 Mar	Taiwan	\$57,000	STX Pan Ocean		26/3
Medi Tokyo	74,356	1999	Mundra 11-12 Mar	China	\$83,000	Noble Chartering		6/3
Ever Shining	74,346	1999	Shekou 26 Mar-3 Apr	Black Sea	\$50,000	Korea Line		20/3
Ever Shining	74,346	1999	Shekou 26-28 Mar	Italy	\$48,500	EdF		27/3

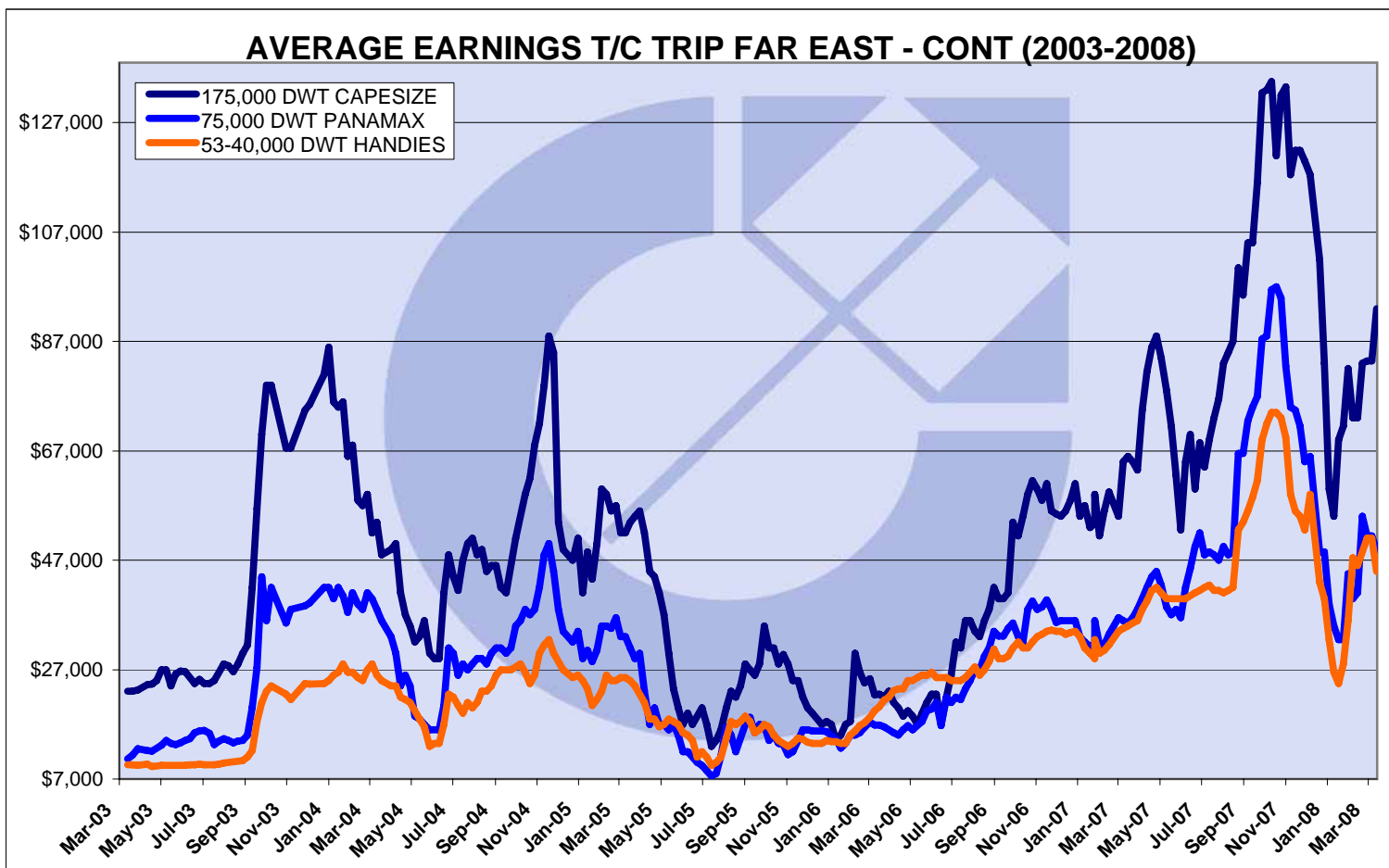
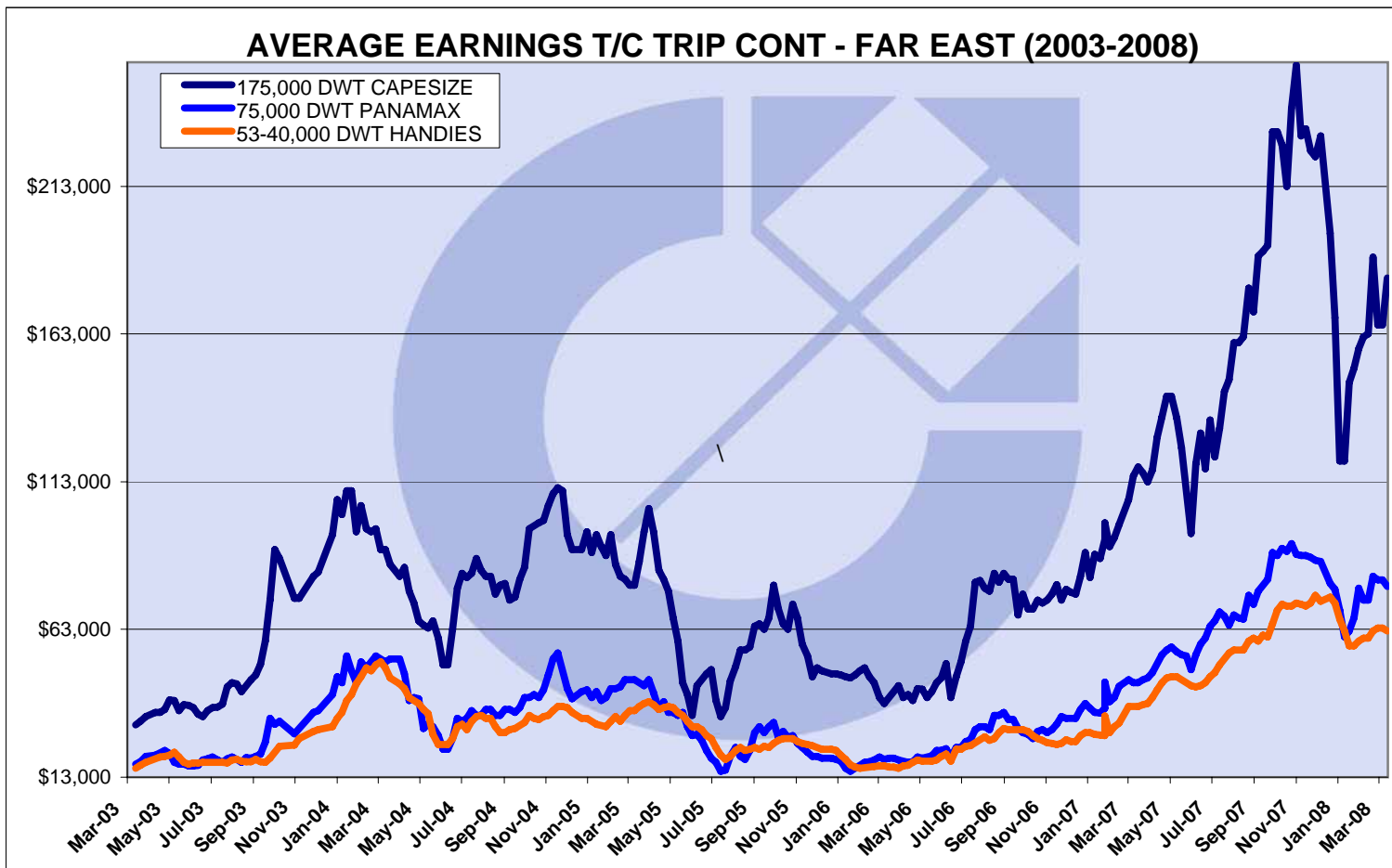
Afovos	74,297	2001	Kwang Yang 17-23 Mar	worldwide	\$76,000	Cargill	4-6 months	10/3
Evanthia	74,297	2001	Taiwan 6 Mar	worldwide	\$73,500	Norden	3-4 months	12/3
Great Intelligence	74,293	2000	Jorf Lasfar 28-30 Mar	Aughinish	\$78,000	Norden		20/3
Medi Roma	74,255	2001	Montoir 21-22 Mar	Skaw-Cape Passero	\$70,900	chart not rep		20/3
Tian Du Feng	74,201	2001	Hamburg 1-3 Apr	Skaw-Cape Passero	\$66,000	Armada		28/3
Ecostar G. O.	74,149	2007	Portbury 9-10 Mar	worldwide	\$78,000	Louis Dreyfus	4-6 months	7/3
Little Prince	74,133	2001	Onahama 30-31 Mar	South Korea	\$65,000	NYK		28/3
Bahia Blanca	74,043	1998	Saleef 18-20 Mar	worldwide	\$78,000	Oldendorff	4-6 months	13/3
Willi Salamon	74,002	2000	Shanghai 24-27 Mar	Hong Kong	\$52,000	Norden		26/3
Pacific Eagle	74,000	2004	US Gulf 23-25 Mar	Cape Passero	\$67,000	Cosco	+ \$1,200,000 bal bon	5/3
Three Stars	74,000	2005	PMO 7-12 Mar	China	\$84,000	Brown Stone		7/3
Great Eagle	74,000	2005	Xinsha 12-14 Mar	Spain	\$52,000	Dreyfus		17/3
Cos Intrepid	74,000	2001	Fangcheng 28-31 Mar	worldwide	\$71,000	Norden	5-6 months	26/3
Tian Hua Feng	73,996	2001	Porto Vesme 14-15 Mar	Ghent	\$72,500	Rizzo-Bottiglieri		14/3
Orchid Star	73,981	1997	Nagoya 19-24 Mar	Singapore-Japan	\$61,500	Louis Dreyfus		18/3
Bruno Salamon	73,965	1998	PMO 15-30 Mar	worldwide	\$62,000	Cosco	2 years	6/3
Lucia Bulker	73,807	1999	Porto Vesme 12-14 Mar	worldwide	\$77,000	STX Panocean	1 years	10/3
Lucia Bulker	73,807	1999	Porto Vesme 15-17 Mar	Spain	\$70,000	Bunge		13/3
Newcastle Max	73,786	1997	Yokkaichi 13-15 Mar	Far East	\$69,000	chart not rep		14/3
Beauty Donor	73,763	1997	Antwerp 31 Mar-2 Apr	Cape Passero	\$74,000	chart not rep		31/3
Elinakos	73,751	1997	Onahama 8-12 Mar	worldwide	\$72,000	STX Panocean	11-13 months	10/3
Rodon	73,670	1993	Hadong 28-30 Mar	Singapore-Japan range	\$66,000	chart not rep		28/3
Naias	73,664	2006	Immingham 25-27 Mar	Skaw-Cape Passero	\$75,000	Armada		20/3
Protefs	73,630	2004	Qingdao 23-30 Mar	worldwide	\$70,000	Swiss Marine	5-6 months	19/3
Huang Shan Hai	73,596	1998	Huangpu 8-10 Mar	Japan	\$57,500	NYK		5/3
Atlantic	73,565	1996	Bin Qasim 19-25 Mar	China	\$90,000	chart not rep		17/3
Lotus Sun	73,556	1995	Tarragona 25 Mar-3 Apr	worldwide	\$73,500	Cosco	1 years	7/3
Middle East Gulf	73,518	2006	Xinsha spot	Yemen	\$67,000	AWB Geneva		19/3
Antonis G. Pappadaki	73,506	1995	Fukuyama 13-15 Mar	Far East	\$70,000	Cargill		14/3
Bremen Max	73,503	1993	Canakkale 24-26 Mar	China	\$90,000	chart not rep		19/3
Helena	73,500	1999	Tarragona 15-20 Mar	Skaw/Cape Passero	\$81,000	Alcan		7/3
Beauty Donor	73,500	1997	Hamburg 25-27 Mar	worldwide	\$78,000	CTP	3-5.5 months	18/3
Hamburg Max	73,498	1994	Hong Kong 18-20 Mar	Jorf Lasfar	\$54,000	BHP Billiton		19/3
Seajoy	73,454	2000	Ijmuiden 27 Mar-2 Apr	Far East	\$80,000	Cos Bulk		20/3
Zagora	73,435	2001	Qingdao 24-26 Mar	Singapore-Japan	\$60,000	Louis Dreyfus		20/3
Linda Leah	73,317	1997	Japan 16-22 Mar	worldwide	\$67,750	Norden	4-6 months	18/3
Great Bright	73,242	1997	Spain 30-31 Mar	worldwide	\$77,000	chart not rep	3-4 months	5/3
Happy Clipper	73,200	2001	Jiangjin 21-22 Mar	worldwide	\$70,000	Cosbulk	14 months	14/3
Bunga Saga 9	73,104	1999	worldwide 01-31 May	worldwide	\$57,500	Skaarup Fortune	30 months	12/3
C. Journey	73,095	1995	Fos 18-20 Mar	worldwide	\$77,000	Glory Wealth	6-8 months	10/3
Proteus	73,018	1999	Goa 13-15 Mar	China	\$81,000	Brownstone		18/3
Pontodamon	72,917	2000	Tarragona spot	Skaw-Cape Passero	\$69,500	Azure		20/3
Christina IV	72,493	2000	Skaw/Cape Passero 1 Apr-	worldwide	\$68,000	Korea Line		6/3
Fu Kang	72,437	1997	Shanghai 14-18 Mar	worldwide	\$73,000	Norden	3-5 months	14/3
Ocean Favour	72,400	1998	US Gulf Prompt	Spain	\$65,000	Armada	+ \$950,000 bal bon	28/3
Melodia	72,272	1997	Mizushima 22-24 Mar	Singapore-Japan	\$62,000	Ocean Glory Shipping		20/3
La Jolla	72,126	1997	Inchon 6-10 Mar	Singapore/Japan	\$62,500	Daabo Shipping		7/3
Juno Island	72,080	1997	Noshiro 16-18 Mar	Far East	\$62,750	Dreyfus		17/3
Lopi Z	71,982	1998	Aden 23-29 Mar	Skaw-Cape Passero	\$66,000	D'Amico		20/3
Lacerta	71,862	1994	Mobile 29 Mar-2 Apr	Cape Passero	\$65,000	Armada	+ \$1,200,000 bal bon	13/3
Samjohn Spirit	71,730	1994	Ningbo 18-20 Mar	worldwide	\$70,000	Britannia Bulk	4-6 months	17/3
Peter S	71,550	1995	Cape Passero 14-16 Mar	UK Continent	\$72,000	Noble		17/3
Konstantinos A	71,550	1995	Montoir 16-22 Mar	worldwide	\$75,000	Bunge	3-5 months	14/3
TPC Arirang	71,535	1994	Annaba 12-16 Mar	Aden/PMO	\$77,500	STX Panocean		7/3
Esna	71,400	1998	PMO 11-13 Mar	China	\$75,000	Metchart		6/3
Fu Tong	71,330	1998	Yangjiang 28-31 Mar	Singapore-Japan range	\$61,000	chart not rep		27/3
Maratha Messenger	71,252	1995	Trincomalee 2-7 Apr	China	\$75,000	Solebay		31/3
Vogewest	70,728	1995	Honk Kong 20-22 Mar	Malaysia	\$57,000	PCL		13/3
Hanjin Tacoma	70,347	1994	Sual 9-13 Mar	China	\$65,000	NCS		7/3
Hanjin Tacoma	70,347	1994	Sual 9-13 Mar	Singapore/Japan	\$65,000	NCS		6/3
Pierre	70,316	1996	West Coast India 15-30 Ap	worldwide	\$70,500	Armada	1 year	19/3

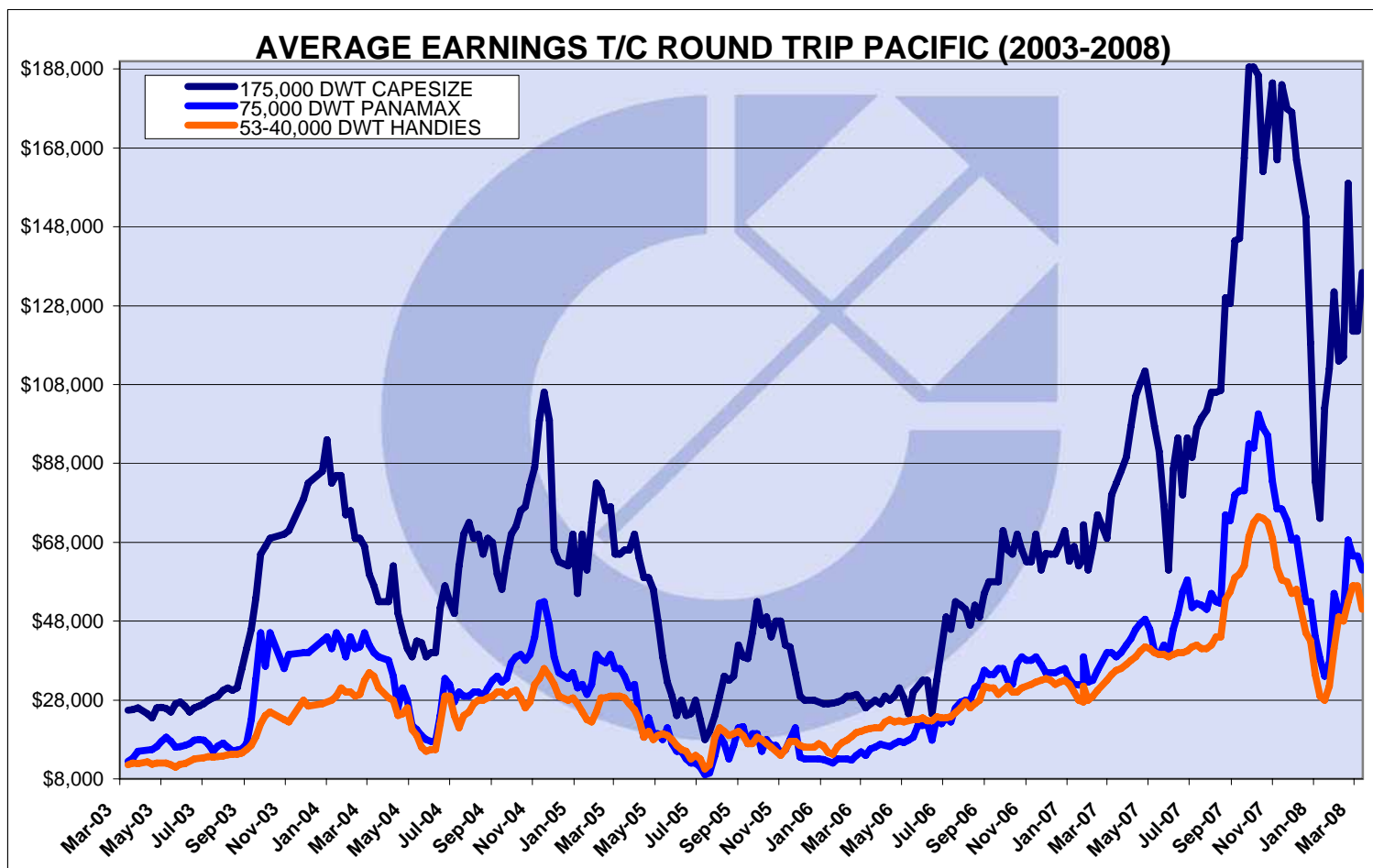
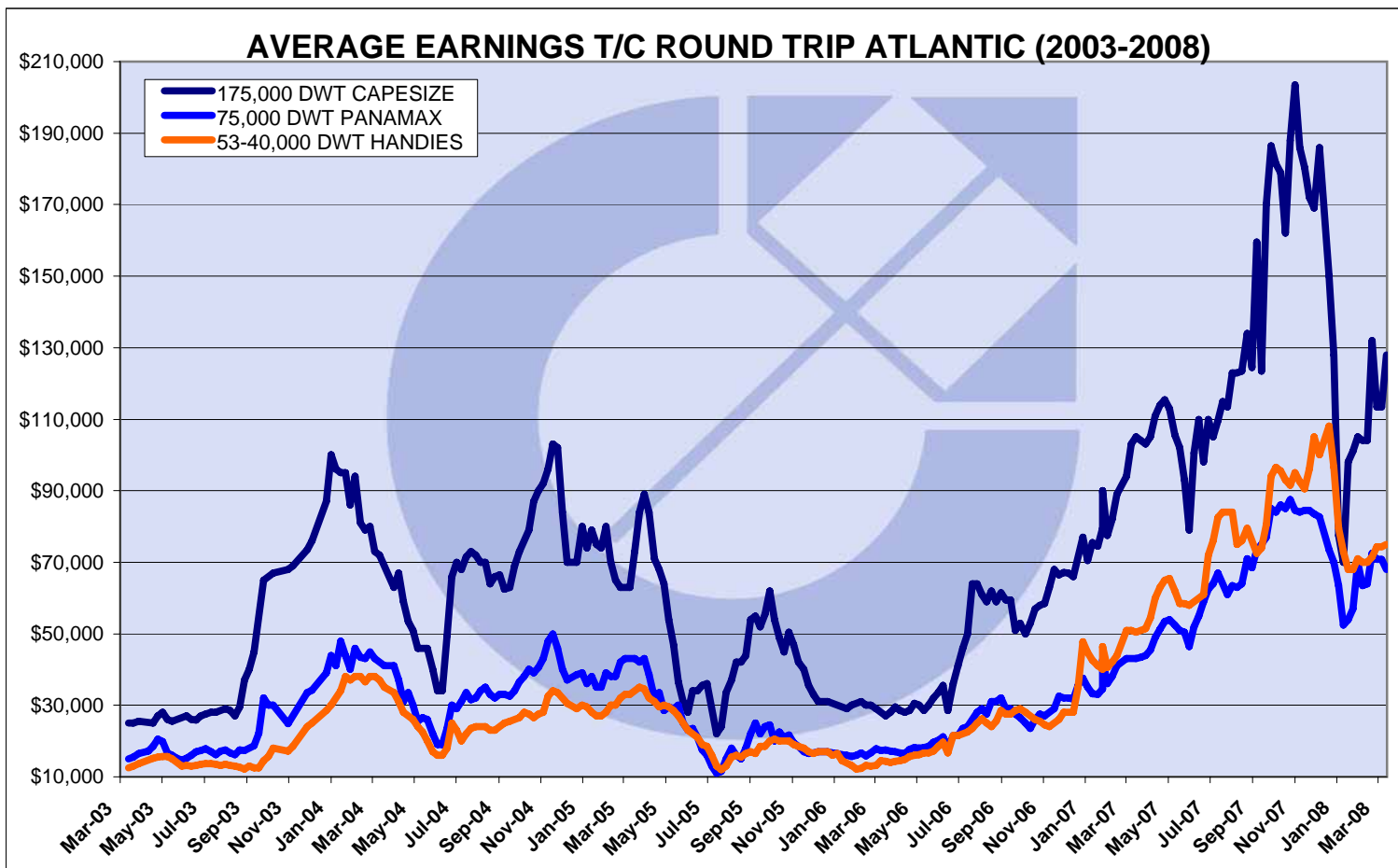
Energy Rose	70,257	1997	Kobe 17-19 Mar	Far East	\$64,000	chart not rep		14/3
Full Comfort	70,181	1994	Cape Passero 17-21 Mar	Skaw-Cape Passero	\$74,000	Clipper		17/3
Full Strong	70,171	1994	Aden 10-18 Mar	China	\$71,000	Brown Stone		6/3
Apostolos	70,119	1995	Kaohsiung 16-18 Mar	Singapore/ Japan	\$60,000	Daebo	40 days	12/3
Golden Jasmine	70,070	1994	Rizhao 10-14 Mar	worldwide	\$52,500	Daebo Shipping	2 months	7/3
Torm Baltic	69,614	1997	Stade 25-30 Mar	Singapore-Japan	\$80,000	chart not rep		20/3
Trinity	69,607	1993	Bourgas 25 Mar-5 Apr	worldwide	\$79,500	Industrial	3-4 months	14/3
SD Victory	69,585	1986	Black Sea 3-7 Apr	China	\$84,500	Fayette		27/3
Full Sources	69,573	1994	Nantong spot	worldwide	\$70,000	chart not rep	11-13 months	20/3
Mass Wits	69,355	1988	Shanghai 25-27 Mar	Singapore-Japan	\$57,000	Cargill		20/3
Big Wave	69,346	1989	Immingham 15-17 Mar	UK Continent	\$69,000	Armada		14/3
Samsun Claret	69,235	1987	Kwangyang 1 Mar	China	\$40,000	Jaldhi		12/3
Joyous Land	69,200	1994	Campana 19-21 Mar	PMO	\$75,000	Cargill	+ \$1,500,000 bal bon	18/3
First Endeavour	69,111	1994	Map Ta Phut 16-17 Mar	China	\$66,000	chart not rep		14/3
Lavadara	69,091	1996	Taiwan 8-9 Mar	worldwide	\$68,000	chart not rep	3-5 months	7/3
Yue Dian 5	69,091	1997	Constanza 28-31 Mar	Skaw-Cape Passero	\$70,000	Charterer not reported		27/3
Summer Fortune	69,000	1997	South Japan 21-31 Mar	worldwide	\$72,000	Swiss Marine	3-5 months	14/3
Sea Venus	68,849	1990	Skaw 19-25 Mar	Far East	\$77,000	Cargill		14/3
Navios GeminiS	68,636	1994	Singapore prompt	worldwide	\$67,000	STX Panocean	4-6 months	5/3
Evrialos	68,407	1987	Taiwan 14-16 Mar	Taiwan	\$50,000	Daebo		14/3
Amber	67,812	1978	South China 21-31 Mar	Middle East Gulf	\$40,000	CTI		17/3
Dimitris Perrotis	64,933	1984	Barcelona 22-25 Mar	Skaw-Cape Passero	\$63,500	chart not rep		18/3
Dimitris Perrotis	64,933	1984	Barcelona 23 Mar	Skaw-Cape Passero	\$55,000	Armada		31/3
Bao Shan Hai	64,909	1991	Hong Kong 8-10 Mar	South Korea	\$48,000	chart not rep		6/3
Natty	64,854	1982	Cape Passero 15-17 Mar	Skaw-Cape Passero	\$55,000	Windrose		20/3
Mara	64,850	1989	Tilbury 10-13 Mar	Antwerp	\$58,000	chart not rep		12/3
Sun Harvest	64,714	1982	US Gulf 22-25 Mar	South Korea	\$65,000	Daewoo	+ \$1,200,000 bal bon	10/3
Ilenao	64,425	1987	Port Said 8-13 Mar	PMO	\$69,000	Glencore		10/3
Atlantic Sun	64,201	1987	Goa 20-28 Mar	China	\$90,000	chart not rep		13/3
Dignity T	63,695	1984	Lanshan 10-14 Mar	Mumbai	\$57,000	Mercator Lines		7/3
Anassa	63,514	1983	PMO 24-27 Mar	China	\$60,000	chart not rep		27/3
Armonikos	61,748	1984	Cartagena 17-20 Mar	Amsterdam	\$61,000	Cargill		14/3
Dong Sheng Ocean	61,393	1981	Bin Qasim 17-25 Mar	China	\$65,000	chart not rep		10/3
Tina M	60,158	1982	Recalada 2-4 Apr	Italy	\$56,000	Bunge	+ \$1,200,000 bal bon	14/3
Emmanuel C	58,500	2008	Zhoushan 15-30 Mar	worldwide	\$55,000	Korea Line	2 years	7/3
Sanko King	56,260	2008	Lianyungang 28-29 Mar	East Coast India	\$47,500	chart not rep		27/3
New Valente	56,120	2008	Yokohama ex yard spot	Singapore/Japan	\$55,000	chart not rep		10/3
Prabhu Gopal	56,025	2003	Haldia 23-25 Mar	China	\$100,000	Bagadiya		17/3
Medi Dublin	56,000	2005	Haldia 12-15 Mar	China	\$100,000	chart not rep		10/3
Santa Anna	56,000	2006	Rizhao 13-14 Mar	China	\$55,000	Tong Ling		6/3
Leo Advance	56,000	2007	Haldia 20-25 Mar	Far East	\$100,000	chart not rep		13/3
Yasa Emirhan	56,000	2008	Chiba 19 Mar	Singapore-Japan	\$62,000	Armada		17/3
Royal Epic	56,000	2006	Haldia 29-31 Mar	China	\$99,000	Bagadiya Bros		14/3
Triton Stork	56,000	2004	Haldia 24-26 Mar	China	\$104,000	chart not rep		19/3
Aquitania	55,932	2006	Port Everglades 8-10 Apr	India	\$79,500	STX Pan Ocean		28/3
Maritime Setoshio	55,765	2005	Brazil 1-10 Apr	Far East	\$68,000	TMT	+ \$1,000,000 bal bon	18/3
Yuan Ping Sea	55,646	2004	US Gulf 12-14 Mar	Singapore/Japan	\$75,000	chart not rep		6/3
Jin Hai	55,500	2005	Rizhao 7-9 Mar	China	\$53,000	chart not rep		5/3
Bianco Dan	55,500	2004	Alexandria 28-30 Mar	Muscat	\$60,000	Fayette		26/3
Tai Hunter	55,418	2007	Paranagua 10-20 Mar	Far East	\$68,000	chart not rep	+ \$800,000 bal bon	10/3
Dubai Knight	55,300	2007	Mississippi River 25-28 Mar	Far East	\$87,000	chart not rep		12/3
Sealuck II	55,000	2004	Longkou 9-15 Mar	China	\$52,500	chart not rep		10/3
Avra	53,806	2004	Zhanziang 15-16 Mar	worldwide	\$64,500	Oldendorff		17/3
Lorentzos	53,806	2005	Mailiao 4-8 Apr	US Gulf/US East Coast	\$34,500	TMT		31/3
Annita	53,688	2005	Vizakhapatnam 4-8 Mar	China	\$66,000	Benemar		5/3
Serenity I	53,688	2006	east coast India 1-5 Apr	worldwide	\$62,000	Clipper	3-5 months	27/3
Salaminia	53,531	2001	Rizhao spot	India	\$42,000	Bulk Marine		19/3
Fratzis Star	53,500	2005	Lanshan 16-20 Mar	worldwide	\$64,000	PCL	4-6 months	13/3
Lark	53,500	2007	Porbandar 1-2 Apr	Singapore-Japan range	\$64,000	Chinese charterer		31/3
Furness London	53,400	2006	Tuticorin 12-14 Mar	China	\$66,000	Noble Chartering		6/3
Nord Voyager	53,400	2006	Qingdao spot	Pakistan	\$42,000	Shadab		26/3

Port Maubert	53,000	2008	Chengxi 24-25 Mar	worldwide	\$62,000	Daeyang	4-6 months	12/3
Madonna III	53,000	2007	Lianyungang 28-29 Mar	China	\$40,000	chart not rep		27/3
Kang Huan	52,800	2004	Nemrut Bay 7 Mar	Far East	\$63,250	chart not rep		12/3
Kang Sheng	52,800	2002	Hachinohe 23-25 Mar	worldwide	\$62,000	chart not rep	4-6 months	12/3
Ocean Prefect	52,500	2003	Shanghai 28-30 Mar	West Africa	\$48,000	Cargill		27/3
Yasa H Mulla	52,434	2002	Cigading spot	India	\$47,000	Eitzen		28/3
Marylisa V	52,428	2003	Pohang 15-20 Mar	Far East	\$65,000	chart not rep		12/3
Volme	52,400	2004	Japan 21-31 Mar	worldwide	\$64,000	Norden	4-6 months	13/3
Cos Lucky	52,395	2003	South China 20-23 Mar	China	\$55,000	chart not rep		20/3
Sea Lantana	52,300	2004	Jintan 10-12 Mar	worldwide	\$61,500	Armada	3-5 months	7/3
Port Melbourne	52,300	2005	Chennai 23-24 Mar	China	\$92,000	Trustworth		14/3
Tai Happiness	52,300	2004	Lanshan spot	China	\$38,000	chart not rep		26/3
Ocean Prince	52,260	2002	Villanueva 15-17 Mar	Taiwan	\$68,000	CSE		12/3
Ince Inebolu	52,239	2002	Japan 12-14 Mar	US Gulf	\$44,000	chart not rep		5/3
Triple Ever	52,200	2005	Haldia 12-14 Mar	China	\$80,000	Noble Chartering		6/3
Stella Maris	52,200	2007	Cristobal 7-10 Mar	worldwide	\$63,000	Eitzen Bulk	1 years	5/3
Ocean Crown	52,200	2005	East Mediterranean-Black S	Singapore-Japan	\$63,500	Oldendorff Carriers		20/3
Navios Apollon	52,073	2000	Kobe 5-12 Mar	West Africa	\$48,000	chart not rep		5/3
Gloriana	52,068	2000	Lianyungang 7-9 Mar	China	\$45,000	chart not rep		5/3
Navios Achilles	52,063	2001	Caofedian 23-25 Mar	West Africa	\$49,000	Cargill		20/3
Annika	52,050	2006	Black Sea 1-5 Apr	PMO	\$60,000	chart not rep		31/3
Doric Pride	52,000	2001	Hachinoe 8-10 Mar	Japan	\$59,000	Louis Dreyfus		5/3
Maria D	51,650	2002	Shibushi 17-22 Mar	Far East	\$60,000	Dreyfus		13/3
Chryssa K	51,535	2002	Jacksonville 15-20 Mar	US east coast/US Gulf	\$59,000	Norden		10/3
VOC Galaxy	51,201	2002	Longkou 29 Mar-2 Apr	China	\$40,000	Tongli		27/3
Seavenus	50,913	2000	Santos spot	Singapore-Japan	\$68,000	Wilmar	+ \$850,000 bal bon	19/3
Nueva Fortuna	50,900	2003	Indonesia spot	India	\$41,000	Eitzen	+ \$250,000 bal bon	28/3
Jin An	50,786	2000	US Gulf 1-10 Apr	China	\$62,000	Cargill	+ \$890,000 bal bon	19/3
Ero L	50,700	2003	Longkou 14-16 Mar	East Coast India	\$49,000	chart not rep		13/3
Mutsushio	50,363	2002	Altamira 24-28 Mar	Far East	\$77,000	chart not rep		14/3
Desert Hawk	50,327	1999	Japan 8-11 Mar	worldwide	\$62,500	BHP Billiton	3-5 months	10/3
Globetrotter	48,910	2000	PMO 22-25 Mar	China	\$66,500	Noble Chart		20/3
Marylebone	48,170	2001	Dneprobugsky 20-25 Mar	PMO	\$61,000	chart not rep		20/3
Dubai Guardian	47,271	1997	PMO 25-30 Mar	China	\$70,000	chart not rep		20/3
Jag Riddhi	47,240	1997	Luo Yuan Wan spot	redel China	\$51,500	Seawin		19/3
Furia R	46,664	1996	Malaga 27-29 Mar	worldwide	\$61,500	chart not rep	5 months	19/3
Clean Seas	46,640	1995	Lianyungang 19-25 Mar	worldwide	\$58,000	BHP Billiton	9-10 months	17/3
Clean Seas	46,640	1995	worldwide 1 Apr-31 May	worldwide	\$58,000	BHP Billiton	8-10 months	19/3
Brother Glory	46,211	1998	Port Talbot 5-8 Mar	Turkey	\$55,000	chart not rep		5/3
Giorgos B	45,697	1994	Port Harcourt 25-27 Mar	worldwide	\$60,000	Oldendorff Carriers	5 months	20/3
Sagacious ID	45,647	1996	Baltimore spot	North Spain	\$54,000	Norden		19/3
Maria TH	45,622	1996	Kashima 13-19 Mar	worldwide	\$56,000	Norden	4-6 months	6/3
Global Ocean	45,600	1997	Nemrut 21-22 Mar	Atlantic	\$55,000	chart not rep		20/3
Olga Topic	45,483	1995	Cape Passero 20-22 Mar	Far East	\$55,500	WBC		17/3
Rosina Topic	45,251	2000	Santos spot	Continent	\$47,000	chart not rep	+ \$600,000 bal bon	28/3
Zhong Hai	45,178	1996	Abidjan spot	Bangladesh	\$55,000	JK Shipping		31/3
Zenovia	43,595	1992	Iskenderun 1-05 Apr	PMO	\$56,500	Diler		27/3
Planica	42,239	1984	Nemrut Bay 28-31 Mar	PMO	\$55,000	chart not rep		27/3
Sahar	42,208	1984	Singapore 20-21 Mar	Pakistan	\$51,500	Shadab		17/3
Leros	42,083	1985	Tampico 14-15 Mar	Turkey	\$58,500	STX Panocean		12/3
VOC Pioneer	40,908	1989	Up River 25-30 Mar	Continent	\$48,500	chart not rep	+ \$450,000 bal bon	14/3
Star Providence	40,698	1985	Rio Grande 27-31 Mar	Mediterranean	\$45,000	Agrenco	+ \$700,000 bal bon	26/3
Chalkidon	38,220	1985	South Brazil 1-10 Apr	Continent	\$45,500	Cargill	+ \$500,000 bal bon	26/3
Alberta	37,611	1984	Liepaja 7-8 Mar	US Gulf	\$29,950	WBC		13/3
Alexia	37,585	1984	Vitoria 2-4 Apr	Mediterranean-Continen	\$41,000	Bunge	+ \$450,000 bal bon	28/3
Federal Yukon	36,563	2000	Surabaya 2-5 Apr	Singapore-Japan range	\$42,000	chart not rep		28/3
Spar Two	35,971	1982	Warri 18-25 Mar	UK Continent	\$40,000	Bunge		19/3
Efessos	35,554	1982	Glasgow 2-12 Apr	Turkey	\$51,000	EMR		26/3
Ikan Manzanillo	34,062	1983	Coatzacoalcas spot	Murmansk	\$40,000	BBL		28/3
Rosella	29,870	2005	Chiba 11 Mar	China	\$35,000	chart not rep		17/3
Seagate	28,836	1989	Casablanca 14-20 Mar	Atlantic	\$36,000	Bunge		6/3

<b>Ocean Star</b>	28,499	1993	Inchon 1-20 Apr	worldwide	<b>\$38,000</b>	<b>Hanjin</b>	4-6 months	14/3
<b>Navision Trader</b>	28,452	1991	Taiwan spot	China	<b>\$36,000</b>	<b>Jebsons</b>	25 days	19/3
<b>Global Escort</b>	28,412	1998	Skikda spot	US Gulf	<b>\$23,000</b>	<b>chart not rep</b>		7/3
<b>Ocean Lotus</b>	28,100	2004	Nagoya 1-10 Apr	worldwide	<b>\$39,000</b>	<b>chart not rep</b>	3-5 months	27/3
<b>Helga</b>	28,050	2008	Sakaide 4-6 Apr	Japan	<b>\$32,500</b>	<b>Japanese charterer</b>		27/3
<b>Great Creation</b>	27,383	1998	Isabel 14-15 Mar	Philippines	<b>\$36,000</b>	<b>chart not rep</b>		17/3
<b>Hanjin Calcutta</b>	27,369	1997	Algeria spot	worldwide	<b>\$35,000</b>	<b>SBC</b>	3-5 months	5/3
<b>Hanjin Brisbane</b>	27,327	1997	Kunsan 1-5 Apr	worldwide	<b>\$36,500</b>	<b>STX Pan Ocean</b>	4-6 months	28/3
<b>DS Montrose</b>	27,028	2001	New Amsterdam spot	Black Sea	<b>\$37,000</b>	<b>Oldendorff</b>	+ \$300,000 bal bon	28/3
<b>Zoitsa</b>	26,990	1978	Tuzla 15-19 Mar	Morocco	<b>\$24,500</b>	<b>Coil Line</b>		13/3
<b>Sea Baisen</b>	26,637	1998	Nikolaev prompt	South Africa	<b>\$30,000</b>	<b>Sealift</b>		19/3
<b>Atlantic Acacia</b>	26,472	1993	Tuzla 16-Mar	west coast South America	<b>\$31,000</b>	<b>Oldendorff</b>		19/3
<b>Ploypailin Naree</b>	26,472	1995	North Coast South America	Continent	<b>\$42,500</b>	<b>chart not rep</b>		28/3
<b>Sophie Bolten</b>	26,411	1996	Ghent 2-4 Apr	Libya	<b>\$35,000</b>	<b>Copanship</b>		31/3
<b>Sider Lion</b>	24,112	1999	Hibikinada 16-22 Mar	worldwide	<b>\$35,000</b>	<b>Oldendorff</b>	3-5 months	14/3
<b>Pacific Glory</b>	20,412	1999	Taranto prompt	US Gulf	<b>\$20,000</b>	<b>chart not rep</b>		18/3

*red colour indicates vessel prior fixing failed*





### AVERAGE EARNINGS T/C 12 MONTHS (2003-2008)

