

NAME	DWT	BLT	DELY	REDELY	RATE	CHARTERER	NOTES	DATE
Hebei Success	245,000	1993	Brazil 1-10 Nov	worldwide	\$20,000	Vale	2-4 months plus \$900,000 B/B.	28/10
Mineral Monaco	180,263	2005	China 1-5 Oct	worldwide	\$52,000	Pacific Bulk	14-16 months	1/10
F.D. Luigi D Amato	180,184	2006	Shanghai 1-15 Oct	worldwide	\$45,000	Armada	19-21 months	3/10
Linda Dream	180,180	2007	C Passero 6-10 Oct	Cape-Skaw Passero	\$44,000	Classic Maritime Inc.		3/10
Cape Condor	180,000	2004	China 15 Nov-15 Dec	worldwide	\$46,000	Bunge	2.5 years	6/10
Madeira	177,926	2007	Cape Passero 13-17 Nov	Skaw-Passero	\$12,000	Chart not rep		20/10
Cape Heron	177,656	2005	Sines 16 Oct	worldwide	\$10,000	Vale	2-4 months	28/10
Alpha Prudence	177,000	2008	Qingdao 14-15 Oct	worldwide	\$46,000	SwissMarine	4 months	9/10
Pontotriton	177,000	2007	S. Brazil 10-15 Nov	Skaw-Cape Passero	\$4,000	Cargill	plus \$260,000 B/B.	30/10
Star Beta	174,691	1993	Immingham 28-30 Oct	worldwide	\$15,000	Vale	2-4 months	28/10
Sideris GS	174,186	2006	Dunkirk 27-28 Oct	Skaw-Passero	\$9,000	Classic Maritime		27/10
Castillo De Valverde	173,764	2005	Narvik 10-20 Nov	Jubail	\$7,000	Oldendorff		31/10
Nightwhisper	172,428	1985	Xingang Spot	China	\$25,000	Cosco		10/10
Channel Navigator	171,978	1997	Beilun 28-31 Oct	worldwide	\$25,000	EDF	4-6 months	17/10
Andros Warrior	171,931	1986	Cape Passero 11-20 Oct	Cape Passero-Hamburg	\$17,500	CTM		7/10
Anangel Odyssey	171,681	2006	Montoir 27 Oct-7 Nov	Skaw-Passero	\$25,000	Classic Maritime		13/10
Mineral China	171,128	2003	worldwide 1-31 Dec	worldwide	\$40,000	Deiulemar	12 months	17/10
Star Europe	170,698	1986	Kwang Yang 11-14 Oct	China	\$31,000	Armada		9/10
Alpha Cosmos	170,387	2001	Qingdao 2-5 Nov	worldwide	\$25,000	Swiss Marine	12 months	29/10
Maria A Angelicoussis	169,163	2001	Far East	worldwide	\$45,000	Swiss Marine	3 years	2/10
Castillo de San Jorge	167,315	1989	Rotterdam 8-12 Nov	worldwide	\$10,000	Vale	2-4 months	29/10
Jag Arjun	164,796	1996	Sines 15-17 Nov	Skaw-Cape Passero	\$9,000	Classic Maritime		24/10
Agility	152,065	1989	Singapore spot	China	\$36,500	Rio Tinto		9/10
Cape Oceania	152,025	1994	Brazil 20-25 Oct	worldwide	\$16,000	Vale	2-4 months plus \$445,000 B/B.	28/10
Frontier	151,662	1992	Pohang 24-28 Oct	Skaw-Passero	\$12,000	Classic Maritime		10/10
Intrepid Clipper	151,450	1993	Shanghaiuan 15-17 Oct	worldwide	\$42,500	Swiss Marine	6-8 months	6/10
C. Summit	151,143	1995	Far East 1-30 Nov	worldwide	\$37,500	Swiss Marine	7-8 months	3/10
C. Koreana	149,516	1990	Kwangyang 24-26 Oct	Taiwan	\$3,000	China Steel Express		28/10
Tien Shan	128,826	1994	Taiwan 10-20 Oct	S. Korea	\$22,000	Samsun Logix Corp		9/10
Pergamos	93,000	2007	US Gulf 25 Oct-5 Nov	PMO	\$20,000	Bunge	plus \$600,000 B/B.	17/10
Alam Pintar	87,020	2005	Singapore 18-22 Oct	Hong Kong	\$10,000	BHP Billiton		13/10
Medi Sentosa	83,000	2008	Gibraltar 21-24 Oct	China	\$15,000	STX Pan Ocean		23/10
Star of Emirates	83,000	2008	Singapore 21-24 Oct	Taiwan	\$7,000	Sunwoo		24/10
Ocean Lord	82,977	2005	Gibraltar 10-15 Oct	Continent	\$19,000	Morgan Stanley		2/10
Clipper Suffolk	82,922	2006	Rotterdam 18-22 Oct	PMO	\$20,000	Bunge		15/10
Billion Trader I	82,800	2007	Nagoya 19-21 Oct	China	\$6,700	Glory Wealth		22/10
Medi Hong Kong	82,790	2006	Hong Kong 20-25 Oct	Taiwan	\$10,000	Daebo Shipping		15/10
Yiannis B	82,750	2008	Ushant spot	Skaw-Cape Passero	\$12,500	Cargill	2 laden legs	17/10
Nord Navigator	82,672	2008	Porto Vesme 1-5 Oct	China	\$21,000	Chinese charterer		2/10
London 2012	82,191	2007	Recalada 1-10 Nov	Skaw-Cape Passero	\$9,000	Cargill	plus \$275,000 B/B.	17/10
Marielena	81,200	2008	Haldia Spot	E. Coast India	\$10,000	Daebo Shipping		13/10
Fortune Rainbow	81,000	2008	Norfolk 9-15 Nov	E. Coast India	\$12,000	Noble	plus \$200,000 B/B.	28/10
Zagreb	80,500	2008	Indonesia 6-12 Nov	Koper	\$3,000	Louis Dreyfus		29/10
Agia Filothei	79,764	1988	Piraeus 7-12 Oct	Singapore/Japan Rge	\$18,000	Cargill Geneva		19/10
An Ho	77,843	2004	Constantza 28-30 Oct	Skaw-Cape Passero	\$10,500	Armada		24/10
Apollo	77,326	2006	Japan 5-10 Nov	worldwide	\$11,000	Norden	3-5 months	27/10
Christina	77,073	2007	Gijon 21-31 Oct	worldwide	\$21,000	Fratelli D'Amato	1 year	16/10
Beteigeuze	77,053	2007	Tomokomai 15-25 Oct	Singapore-Japan	\$20,500	Chart not rep		7/10
Energy Trade	77,000	1998	Fukuyama Prompt	Singapore/Japan Range	\$11,000	Chart not rep		13/10
Ocean Breeze	77,000	2005	Iskenderun 20-24 Oct	China	\$16,600	Chart not rep		16/10
S. Nicole	77,000	2007	Dunkirk prompt	Far East	\$17,000	Noble		17/10
Tai Prosperity	77,000	2005	Kaohsiung 25-27 Oct	worldwide	\$17,250	Cosbulk	1 years	24/10
Lord Byron	76,838	2005	Recalada 15-20 Nov	Singapore-Japan	\$12,000	Sinochart	plus \$250,000 B/B.	31/10
Alessandro Volta	76,806	2005	Gibraltar prompt	Singapore-Japan	\$17,500	Bunge		17/10

Ariana	76,759	2005	Taiwan 28-31 Oct	Bahrain	\$13,000	E Ships		20/10
Energy Pyxis	76,700	2008	Maizuru 7-9 Oct	Singapore-Japan	\$17,000	Oldendorff		3/10
Royal Breeze	76,679	2002	Rotterdam 3-Oct	West Mediterranean	\$16,000	BHP Billiton		2/10
Double Happiness	76,662	2005	Shanghai 21-30 Sep	Singapore-Japan	\$21,000	STX Pan Ocean		1/10
Grand Anemi	76,650	1988	Shanghai 4-6 Oct	Flushing	\$16,000	Blessing Bulk		7/10
Double Prosperity	76,633	2005	Vitoria 18-22 Oct	Skaw-Passero	\$14,000	Cargill	plus \$475,000 B/B.	2/10
Sorrento	76,633	2004	Santos 25-28 Oct	Skaw-Cape Passero	\$9,000	Cargill	plus \$400,000 B/B.	15/10
Megalohari	76,632	2004	Immingham spot	UK Cont	\$13,000	Oldendorff		24/10
Pantazis L	76,629	2003	Taeon 24-26 Oct	worldwide	\$12,500	Norden	4-6 months	21/10
Navios Orbiter	76,602	2004	Rotterdam	S. Korean	\$12,000	Daeyang		31/10
Mishima	76,598	2002	Sete 5-10 Oct	Mediterranean	\$19,750	Cargill		1/10
Ocean Lily	76,585	2006	Black Sea Spot	Red Sea	\$22,500	Hamburg Bulk Carrier		13/10
Grand Diva	76,500	2007	Ponta Da Madeira 12-19 Oct	Ghent	\$15,000	Giuseppe Bottiglieri	plus \$275,000 B/B.	3/10
F. D. Jacques Graubar	76,500	2007	Gladstone 20-25 Oct	Taiwan	\$21,000	STX Pan Ocean	plus \$450,000 B/B.	8/10
Andrea D Amato	76,499	2008	Aden 14-20 Nov	Portbury	\$3,000	SSE		30/10
Fortune Princess	76,400	2007	Chiba spot	China	\$16,000	Danzas		14/10
Michele D'Amato	76,300	2005	Lanshan 3-5 Oct	Spain	\$16,500	Norden		1/10
Million Trader	76,300	2004	Haldia 16-20 Oct	Brindisi	\$16,000	Cargill		9/10
Francesco Corrado	76,300	2008	Allaga 28-30 Oct	Atlantic	\$9,000	ABT	2 laden legs	28/10
Red Gardenia	76,294	2005	North China prompt	PMO	\$12,000	STX Pan Ocean		20/10
Atlantic Breeze	76,150	2004	Rotterdam 1-5 Nov	Taranto	\$9,500	Armada		22/10
Eleftheria	76,099	2001	Amsterdam 3-6 Oct	Continent	\$13,000	GMI		3/10
Fu May	76,009	2002	Xinsha 18-24 Oct	worldwide	\$16,000	Atlas Bulk Shipping	2-3 months	20/10
Hebei Treasure	76,000	1985	Kaohsiung 5-10 Oct	S. Korea	\$12,500	Jinyang		8/10
Torm Skagen	76,000	2006	Cape Passero 10-12 Oct	Singapore/Japan Range	\$22,500	Chart not rep		13/10
Shi Dai 2	76,000	2007	Zhangjiagan 17-20 Oct	S. Korea	\$6,000	Daebo		17/10
Clara	76,000	2006	Amsterdam 21-31 Oct	worldwide	\$17,000	Cargill	3-5 months	15/10
Red Seto	75,996	2002	Kaohsiung 17-18 Oct	Singapore-Japan	\$8,000	Chart not rep		15/10
Ourania Luck	75,961	2000	Santos 12-14 Oct	Skaw-Cape Passero	\$12,000	Cargill	plus \$500,000 B/B.	8/10
Perla Bulker	75,949	2007	Amsterdam 16-18 Oct	Brazil	\$7,500	Chart not rep		15/10
Navios Cielo	75,850	2003	Longkou 25-27 Oct	Continent	\$6,000	EDF		20/10
IRIS II	75,845	2004	Nikolayev 25-30 Oct	China	\$16,500	Aquavita		16/10
Medi Rotterdam	75,735	2002	Flushing 30-31 Oct	worldwide	\$14,000	Swiss Marine	4-6 months	24/10
Medi Rotterdam	75,735	2002	Flushing 30-31 Oct	UK Cont	\$4,500	Cargill		29/10
Cyclades	75,681	2000	Pagbilao 21-26 Oct	US Gulf	\$2,500	Pacific Bulk		24/10
Kavo Sapphire	75,574	1999	Kashima 11-20 Oct	Singapore/Japan Range	\$21,000	STX Panocean		10/10
North Prince	75,542	1999	PMO 12-15 Oct	Lazaro Cardenas	\$10,000	Louis Dreyfus		10/10
Anna	75,500	2002	Ghent 24-26 Oct	PMO	\$19,600	Bunge		20/10
Arabella	75,500	2001	Yonghuan spot	Continent	\$5,250	Norden		20/10
Libertas	75,500	2007	Spain 22-23 Oct	China	\$11,000	Sinochart		24/10
Richmond	75,473	1995	Richards Bay 25-30 Oct	Continent	\$6,000	BHP Billiton	plus \$200,000 B/B.	24/10
Pessada	75,462	1999	Port Dickson 14-19 Oct	China	\$11,500	North China Shipping		14/10
Seaguardian	75,462	1999	Vitoria 1-10 Nov	China	\$12,750	GMI	plus \$260,000 B/B.	23/10
Gurasis	75,399	1996	Xingang 24-26 Oct	China	\$7,000	Chart not rep		21/10
Nordelbe	75,259	2001	Taiwan 1-5 Oct	Taiwan	\$17,500	Britannia Bulk		3/10
Medi Singapore	75,250	2006	Pusan 23-25 Oct	Far East	\$5,500	Chart not rep		24/10
Ecosand G.O.	75,239	2008	Kosichang 15-22 Nov	worldwide	\$14,500	Cargill	1 years	31/10
Arethusa	75,220	2001	Zhoushan 4-6 Oct	Singapore-Japan	\$17,000	STX Pan Ocean		1/10
GH Fortune	75,214	2002	Brazil 25-30 Oct	Skaw-Cape Passero	\$11,000	Cargill	plus \$410,000 B/B.	14/10
Navios Esperanza	75,200	2007	Taiwan 4-6 Nov	Taiwan	\$45,000	Bright Shipping		28/10
Archon	75,121	2001	Mailiao 21-23 Oct	China	\$9,750	Chart not rep		16/10
Alkyon	74,875	2001	Ghent spot	PMO	\$17,500	Alfred C Toepfer		23/10
Angelic Peace	74,768	2001	Sual 15-16 Oct	Mundra	\$21,000	STX Panocean		10/10
Angelic Power	74,759	2002	Ijmuiden 17-20 Oct	Singapore-Japan	\$14,000	Transfield		21/10
Garima Prem	74,700	2007	Sepetiba 15-20 Nov	Skaw-Cape Passero	\$9,000	Azure	plus \$130,000 B/B.	31/10

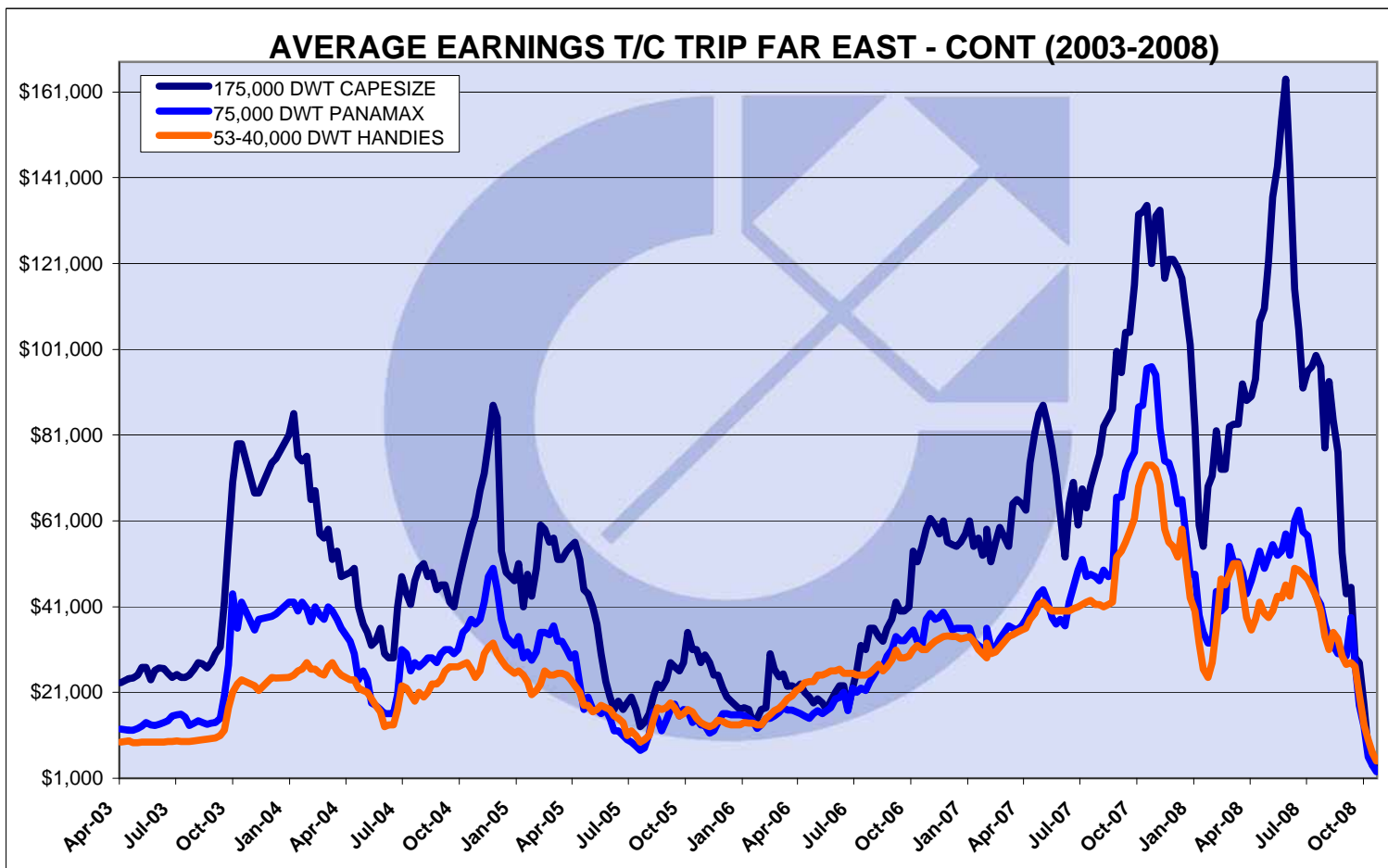
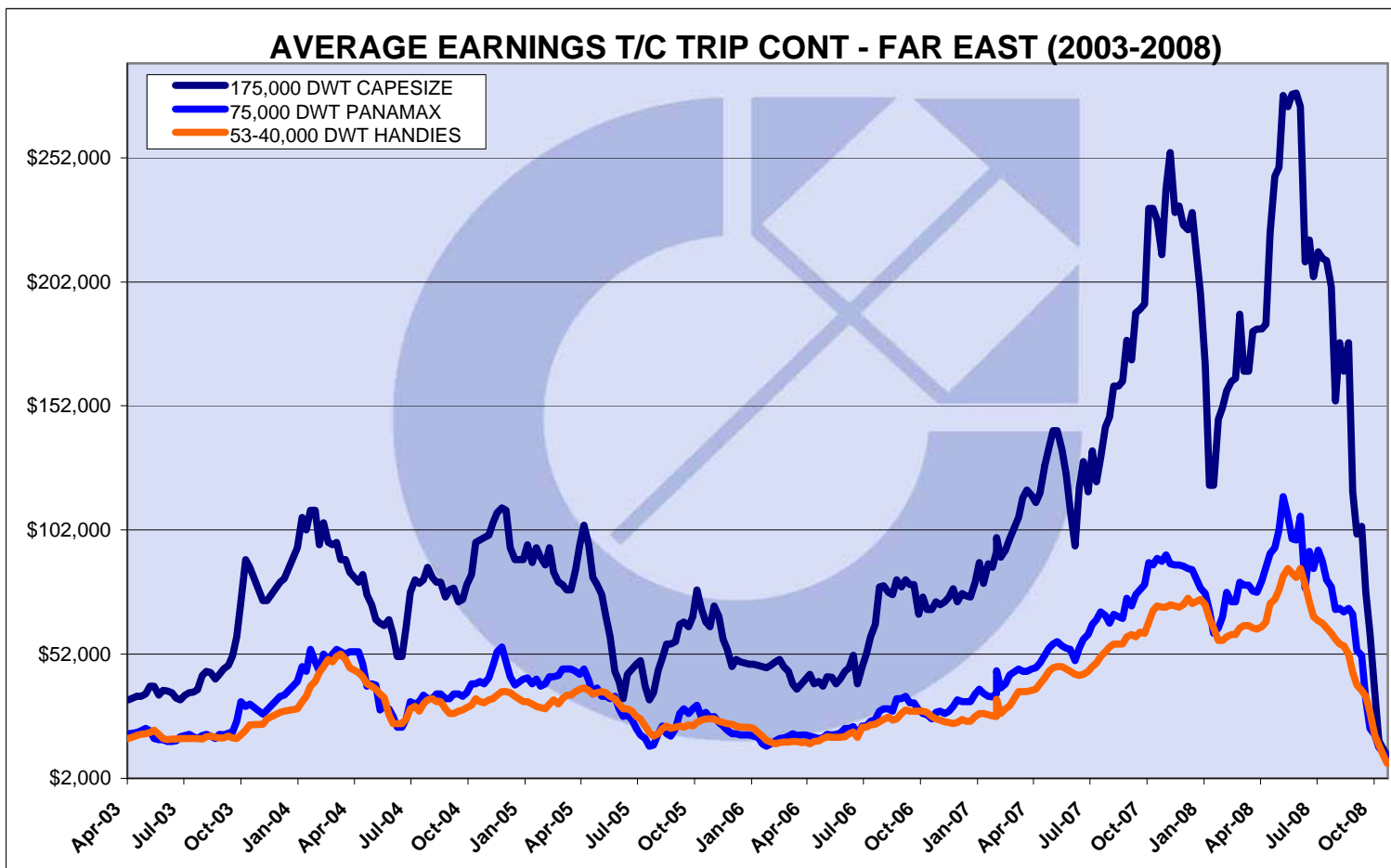
Fortune Lady	74,694	1998	North Pacific 11-20 Oct	China	\$16,500	Noble	plus \$500,000 B/B.	3/10
Altair	74,652	2001	Guaiba 21-31 Oct	Rotterdam	\$6,500	Blessing Bulk	plus \$230,000 B/B.	21/10
Samjohn Liberty	74,600	1998	Beilun 6-8 Nov	Indian Ocean	\$9,000	Chart not rep		28/10
Myrto	74,507	2001	Cape Passero 3-12 Nov	Poland	\$8,000	Oldendorff		23/10
Salandi	74,502	1999	Point Comfort 15-20 Oct	Singapore-Japan	\$20,000	Cargill	plus \$500,000 B/B.	2/10
Erato	74,444	2004	Kobe 10-15 Oct	E.Coast India	\$20,000	Daebo Shipping		9/10
Geosand	74,444	2005	Shanghai 10-12 Nov	worldwide	\$12,000	Morgan Stanley	3-5 months	24/10
Alpha Afovos	74,427	2001	Hong Kong 12-14 Oct	Bin Qasim	\$21,000	Noble Chart		9/10
Amira	74,400	2001	Cape Passero 1-5 Oct	Aden-Japan Rge	\$20,000	Noble		6/10
Clipper Monarch	74,381	2000	Antwerp 22-25 Oct	Continent	\$15,500	Klaveness		10/10
Alpha Melody	74,374	2002	Ghent early Oct	Continent	\$16,000	Bunge		2/10
Tian Bai Feng	74,369	2000	Hong Kong 20-29 Oct	India	\$12,000	Morgan Stanley		15/10
Medi Tokyo	74,356	1999	Lumut 15-17 Oct	S.Korea	\$16,000	Bright Shipping		9/10
Ever Shining	74,346	1999	El Ferrol 10-15 Oct	Singapore/Japan Range	\$20,000	Cargill		13/10
Great Wisdom	74,293	2000	Ponta Da Maderia mid Oct	Taiwan	\$19,000	Cargill	plus \$430,000 B/B.	2/10
Georgios S	74,249	2001	Dalian 30 Sep-2 Oct	Hawaii	\$16,750	Cargill		2/10
Georgios S	74,249	2001	Hawaii 5-10 Nov	China	\$8,500	Eitzen		31/10
Banzai	74,222	2002	Plate 18-27 Oct	PMO-Japan	\$21,500	Noble Chart	plus \$550,000 B/B.	9/10
Oregon	74,204	2002	Portbury 7-9 Oct	Continent	\$16,000	Cargill		9/10
Graecia Universalis	74,133	2005	West Coast Italy 13-15 Oct	Skaw-Passero	\$14,000	Cargill		10/10
Africa Graeca	74,133	2001	Cape Passero 15 Oct	China	\$14,000	Louis Dreyfus		20/10
Corona	74,133	2006	Skaw-Cape Passero 1-10 Nov	worldwide	\$18,000	Deiulemar	5-7 months	20/10
Cos Joy	74,073	2001	Qingdao 21-31 Oct	US Gulf	\$4,000	Chart not rep		24/10
Alabanda	74,044	1995	Lanshan 29-30 Oct	worldwide	\$11,750	Noble	4-6 months	27/10
Tian Yang Feng	74,027	2000	Cape Passero Spot	Skaw-Passero	\$125,000	Chart not rep		13/10
Four Coal	74,020	2000	Cape Passero 30 Oct-2 Nov	Skaw-Cape Passero	\$6,000	Chart not rep		31/10
Ernst Salamon	74,002	1999	Immingham 5-10 Oct	Taranto	\$18,000	Transbulk		8/10
Three Stars	74,000	2005	Chiba 3-5 Oct	Far East	\$18,000	Louis Dreyfus		6/10
Tian Tong Feng	74,000	2001	Valletta 23-26 Oct	Singapore-Japan	\$12,500	Chart not rep		27/10
Bruno Salamon	73,965	1998	Jintang 24-26 Oct	Far East	\$6,000	Chart not rep		24/10
Torm Anholt	73,900	2004	Barcelona 21-26 Oct	Singapore-Japan	\$15,000	Cargill		17/10
Catriena	73,829	1998	Hamburg 23-25 Oct	worldwide	\$15,750	Cargill	3-5 months	15/10
Marigo P	73,810	2002	Taiwan 3-8 Oct	Taiwan	\$17,000	STX Pan Ocean		3/10
Golden Shadow	73,732	1997	Fangcheng 8-10 Oct	Taiwan	\$21,000	Chart not rep		8/10
Great Prosperity	73,679	1999	US Gulf 20-25 Oct	Mediterranean	\$13,000	Windrose	plus \$500,000 B/B.	3/10
Thetis	73,653	1993	Thailand 23-25 Oct	worldwide	\$15,500	Bunge	1 years	24/10
Pacific Prospect	73,630	1993	Nantong 14-17 Oct	Japan	\$8,000	Chart not rep		15/10
Padre	73,613	2004	Kushiro 20-30 Oct	Singapore-Japan	\$7,000	Noble Chart		15/10
Omegas	73,606	1997	South West Pass 18-24 Nov	Skaw-Cape Passero	\$6,400	Fratelli D'Amato	plus \$230,000 B/B.	31/10
Ju Da	73,600	2005	Aden 7-10 Oct	China	\$16,000	Noble		1/10
Huang Shan Hai	73,596	1998	Taeen 29-31 Oct	Singapore-Japan	\$5,000	STX Pan Ocean		27/10
Hai Huang Xing	73,581	2005	Qingdao 2-4 Oct	E.Coast India	\$18,000	Wamopol		2/10
Lotus Sun	73,556	1995	Indonesia 20-25 Oct	worldwide	\$22,000	North China Shipping	3-5 months	15/10
Great Century	73,500	1999	Fangcheng 3-5 Oct	worldwide	\$28,000	Pacific Bulk	3-5 months	6/10
Prem Aparna	73,461	2001	Singapore prompt	India	\$7,000	STX Pan Ocean		23/10
Seajoy	73,454	2000	Cape Passero 28 Sep	Skaw-Passero	\$15,500	Cargill		1/10
Fearless I	73,427	1997	Aden 13-15 Oct	Finland	\$17,000	Norden		9/10
Endless	73,427	1999	Plate 1-5 Nov	Skaw-Cape Passero	\$9,000	Cargill	plus \$510,000 B/B.	14/10
Maritime Dignity	73,350	1993	Pipavav 22-31 Oct	China	\$6,750	Solebay		20/10
Barbara	73,317	1997	Jorf Lasfar 7-9 Oct	Aughinish	\$15,000	Oldendorff		6/10
Bulk Fern	73,317	1998	Goa 1-7 Nov	China	\$4,000	Brownstone		31/10
Barbara	73,307	1997	Aughinish	Skaw-Cape Passero	\$8,250	Armada		31/10
Global Challenger	73,218	1996	Shanghai 23-25 Oct	Singapore-Japan	\$8,000	Chart not rep		20/10
Dimitris L	73,193	2001	Zhoushan 28-31 Oct	Far East	\$3,000	Cargill		31/10
Great Glory	73,192	1997	Gibraltar 22-26 Oct	Singapore-Japan	\$14,500	Cargill		17/10

Sanmar Paragon	73,080	1996	Bourgas 20-22 Oct	Spain	\$15,000	Louis Dreyfus		14/10
Corviglia	73,035	1999	Spain 17-22 Oct	Brest	\$13,250	Cargill		14/10
Barito	73,008	1996	Indonesia 15-20 Oct	India	\$10,000	Armada		15/10
Tai Prize	73,000	2001	Chiba 8 Oct	Japan	\$18,000	Marubeni		9/10
Toro	73,000	1995	Higashi-Harima 4-8 Nov	Singapore-Japan	\$3,000	Louis Dreyfus		29/10
Monte Pelmo	72,912	2000	UK Prompt	Skaw-Passero	\$15,000	SwissMarine		10/10
Alpha Happiness	72,845	1999	Colombo spot	PMO	\$16,000	STX Pan Ocean		6/10
Ataman	72,829	2001	Higashi-Harima 24-29 Oct	Singapore-Japan	\$7,250	STX Pan Ocean		17/10
Alpha Future	72,700	1999	PMO 8-12 Oct	Continent	\$16,000	Bunge		9/10
Suerte	72,515	1995	Gibraltar Prompt	Skaw-Cape Passero	\$17,000	Chart not rep		7/10
Messinia	72,495	1998	Inchon 14-18 Oct	Italy	\$13,500	Cargill		3/10
Coal Pride	72,493	1999	Bin Qasim 5-10 Oct	worldwide	\$22,500	Swiss Marine	3-5 months	2/10
Felicia	72,456	1997	Mizushima 14-16 Oct	Continent	\$13,000	Norden		17/10
New Leader	72,400	1996	Immingham prompt	Aden-Japan	\$19,750	Noble		14/10
Shekou Sea	72,394	1996	S. Korea 10-15 Oct	Singapore-Japan	\$17,000	Noble		7/10
Giovanni	72,394	1996	Bin Qasim 12-14 Oct	Jorf Lasfar	\$10,250	BHP Billiton		13/10
Alpha Glory	72,270	1999	Rizhao 6-8 Oct	Cape Passero	\$18,500	Oldendorff		6/10
Ocean Pride	72,000	1997	Cape Passero 18-20 Oct	Skaw-Cape Passero	\$11,000	Windrose		20/10
Happy Day	71,694	1997	E.Coast India spot	China	\$5,000	Chart not rep		24/10
Captain Evangelos N.I	71,685	1997	Gibraltar Spot	PMO	\$25,500	Glencore		7/10
Birthday	71,504	1993	Shanghai 20-25 Oct	Far East	\$6,000	STX Pan Ocean		20/10
Great Luck	71,399	1998	Lanshan 23-28 Oct	worldwide	\$15,000	Norden	4-6 months	17/10
Fu Tong	71,330	1998	Aviles 16-22 Oct	Skaw-Cape Passero	\$15,000	Chart not rep		15/10
Fu Da	71,330	1997	Lanshan 21 Oct	Singapore-Japan	\$7,000	Kroon		28/10
Jag Arnav	71,122	1995	Canakkale 17-20 Oct	Aden/PMO	\$15,000	Alfred C.Toepfer		20/10
Cemtex Orient	70,600	1990	Southwest Pass 1-5 Nov	Singapore- Japan	\$9,500	Cargill	plus \$260,000 B/B.	28/10
Bianco ID	70,300	1998	Kakogawa 5-7 Nov	Hamburg	\$2,500	Oldendorff		29/10
Full Beauty	70,198	1994	Tilbury 24-26 Oct	Far East	\$13,000	Farenco		22/10
SD Nova	70,108	1996	Lisbon 9-11 Oct	Far East	\$19,000	Cargill		13/10
Fengli 9	70,044	1994	Venezuela 20-25 Oct	Skaw-Cape Passero	\$10,500	Chart not rep	plus \$250,000 B/B.	15/10
Fu Zhou Hai	69,963	1995	Passero 21-26 Oct	Aden/PMO	\$21,000	Bunge		9/10
Fortezza	69,634	1993	PMO 2-03 Oct	Continent	\$12,000	D'Amico		2/10
Mass Prosperity	69,625	1993	Huangpu 6-8 Oct	Spain	\$16,000	GMI		3/10
Torm Baltic	69,614	1997	Gibraltar 1-4 Nov	PMO	\$13,500	EAT		30/10
Mass Glory	69,555	1993	Porto Vesme 5-7 Oct	Skaw-Cape Passero	\$13,000	PCL		6/10
Mass Glory	69,555	1993	Goa 28-31 Oct	China	\$3,000	Brownstone		30/10
Yao Hai	69,497	1986	E.Coast India 5-10 Oct	China	\$12,000	North China Shanghai		7/10
Yao Hai	69,497	1986	E.Coast India 5-10 Oct	China	\$12,000	North China Shipping		6/10
Jia Li Hai	69,365	1991	Guangzhou 11-13 Oct	Taiwan	\$14,000	Taiwan Power		9/10
Feng Guang Hai	69,358	1991	San Ciprian 0-Oct	Aughinish	\$10,900	Armada		2/10
Ioanna L	69,349	1989	Greece 15-22 Oct	Singapore-Japan	\$19,000	Oldendorff		14/10
Panagiotis D	69,337	1991	Lianyungang 10-15 Oct	singapore-Japan	\$16,000	TMT		3/10
Prem Poorva	69,286	1994	Goa 20-26 Oct	China	\$15,000	Chart not rep		10/10
Oklialos	69,149	1994	Philippines 11-13 Oct	S.Korea	\$16,000	Chart not rep		9/10
Jupiter Applause	69,123	1997	S. Korea 23-25 Oct	Japan	\$8,000	NYK		23/10
Lavadara	69,091	1996	US Gulf 15-30 Oct	Singapore/Japan Range	\$18,000	Louis Dreyfus	plus \$400,000 B/B.	13/10
Cumbria	69,043	1994	Singapore Spot	Philippines	\$15,000	Cetrappa		10/10
Cumbria	69,043	1994	Philippines 23-25 Oct	Taiwan	\$5,250	Taho		23/10
VSP Ruby	68,676	1984	Constantza 1-5 Nov	Far East	\$9,000	Glencore		23/10
Belem	68,519	1995	Aarhus 20-25 Oct	Skaw-Cape Passero	\$9,750	Cargill		17/10
Great Harvest	68,192	1986	S.Korea 12-15 Oct	S.Korea	\$25,000	SW Shipping		6/10
Alkman	66,221	1985	Cape Passero 15-20 Oct	Skaw-Cape Passero	\$5,000	Cargill		20/10
Stone Topaz	65,029	1976	South West Pass 2-10 Nov	UAE	\$5,000	Windrose	plus \$250,000 B/B.	16/10
Stefania	64,848	1981	Dunkirk spot	Egyptian Med	\$6,500	Glencore		16/10

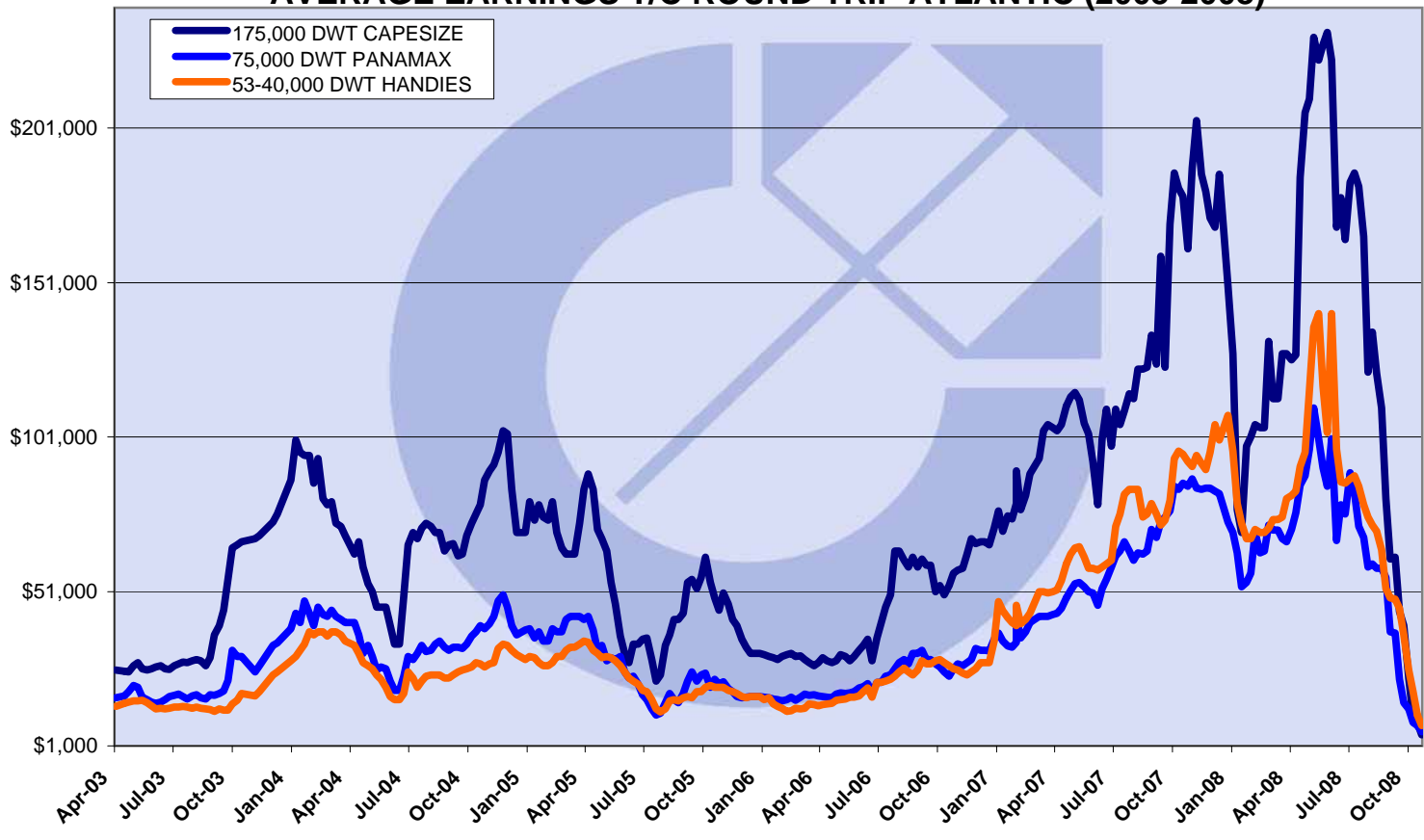
Alba	64,711	1983	Genoa 29 Oct-5 Nov	Skaw-Cape Passero	\$4,500	Cargill		30/10
Georgios S	64,368	1987	Gibraltar spot	Atlantic/Far East	\$6,000	Cargill	3-5 months (\$8000 for far east redely)	27/10
Wadi Al Arab	64,214	1995	Mississippi River 13-15 Oct	Mediterranean	\$14,000	Windrose	plus \$275,000 B/B.	6/10
Amber	63,787	1978	Shanghaiuan 6-10 Oct	Turkey	\$11,000	Probulk		6/10
Eleftheria	63,718	1983	Egypt 12-22 Oct	Skaw-Cape Passero	\$8,500	Chart not rep		8/10
Port Macau	58,500	2008	Owendo 03-10 Nov	US Gulf	\$8,000	Oldendorff		20/10
Emmanuel C	58,500	2008	Haldia spot	China	\$4,500	Jaldhi		24/10
Lycavitos	57,982	2007	Far East 1-31 Oct	worldwide	\$29,000	Chart not rep	11-13 months	8/10
Meteora	57,982	2007	Samarinda 1-10 Nov	west coast India	\$12,000	Armada	plus \$50,000 B/B.	20/10
Jia Shun Shan	57,249	2005	Indonesia 1-10 Nov	India	\$10,000	Chart not rep		29/10
Crowned Eagle	56,300	2008	ex IHI YD Jpn 1-30 Nov	worldwide	\$15,500	Clipper		23/10
Ikan Suji	56,052	2005	South China 8-12 Oct	Singapore-Japan	\$16,000	Chart not rep		8/10
Ikan Serong	56,000	2006	West Coast India 1-10 Oct	China	\$12,000	Chart not rep		8/10
Leo Advance	56,000	2007	Puerto Bolivar 6-10 Oct	US E.Coast	\$25,000	Armada		6/10
Yasa Gulden	56,000	2006	US Gulf spot	Spanish Med	\$20,000	Norden		14/10
Yasa Ilhan	56,000	2007	Japan 20-30 Oct	worldwide	\$14,000	Star	6-8 months	16/10
Bulk Jupiter	56,000	2006	US Gulf 1-10 Nov	Morocco	\$8,100	Atlas		30/10
Ocean Spirit	55,600	2006	W C India 11-20 Oct	China	\$13,000	Chart not rep		8/10
Tai Honesty	55,500	2007	Chennai spot	China	\$11,000	Jaldi		1/10
Jin Yi	55,500	2007	Hazira Spot	India	\$17,000	STX Panocean		10/10
Sunny Globe	55,500	2005	Kushiro spot	Far East	\$14,000	SK Shipping		17/10
Tai Honesty	55,418	2007	Chennai spot	China	\$2,000	Chart not rep		31/10
Genco Predator	55,407	2005	Kandla early Nov	Singapore-Japan	\$3,000	Chart not rep		31/10
Namrun	55,000	2007	Ravenna 17-19 Oct	worldwide	\$16,000	Marimpex	5-7 months	17/10
Anna Dorothea	55,000	2009	Far East early 2009	worldwide	\$17,000	Arya	3 years	31/10
Davakis G	54,051	2008	North Brazil spot	Tunisia	\$18,500	Cargill		21/10
Lorentzos	53,806	2005	US Gulf spot	East Med	\$22,500	Windrose		16/10
Davakis G	53,800	2008	Jose early Oct	Turkey	\$40,500	Clipper		2/10
Greta	53,500	2007	North China 11-20 Oct	West Coast India	\$22,500	STX Panocean		9/10
Furness London	53,472	2006	Recalada 20-25 Oct	Singapore-Japan	\$25,000	MUR		15/10
Navios Astra	53,450	2006	W C India 13-18 Oct	China	\$8,000	OBS		9/10
Ocean Diamond	53,400	2007	US Gulf spot	Cont/Med	\$20,500	Chart not rep		16/10
Madonna III	53,390	2007	Ravenna 15-17 Oct	worldwide	\$17,000	Pacific Carriers	11-13Mnths	10/10
Shrike	53,343	2003	Denmark 20-25 Oct	worldwide	\$17,000	Navision Chartering	8 months	15/10
Port Menier	53,000	2008	Kakogawa 25 Oct-5 Nov	Singapore-Japan	\$8,000	Pacific Basin		22/10
Yin Ning	53,000	2008	Mississippi River 8-12 Nov	Far East	\$10,000	Chart not rep		30/10
Volme	52,949	2004	Rizhao 27-29 Oct	Singapore-Japan	\$7,000	Seawin		27/10
Lalis	52,927	2001	US Gulf spot	Singapore-Japan	\$10,000	STX Pan Ocean		28/10
Kang Long	52,800	2002	Chiwan spot	US Gulf	\$13,000	STX Pan Ocean		1/10
Tilos	52,630	1991	Conakry 21-31 Oct	Black Sea	\$8,000	Oldendorff Carriers		15/10
Alex D	52,600	1989	South East Asia spot	India	\$10,250	Armada		14/10
Furness Karumba	52,551	2001	US Gulf 1-10 Nov	Singapore-Japan	\$15,500	Cargill		24/10
Tiara Ocean	52,532	2004	US Gulf 21-31 Oct	Singapore-Japan	\$21,500	Chart not rep		21/10
Prabhu Lal	52,491	2004	South China 16-20 Oct	E.Coast India Japan	\$8,000	Cargill		20/10
Star Epsilon	52,434	2001	Raahe 1-20 Oct	South China	\$23,500	Oldendorff		8/10
Tigris	52,400	2003	Sw Pass 11-20 Oct	west coast Central America	\$20,000	Custodia Shipping		9/10
Tai Hawk	52,400	2005	China 10-30 Oct	worldwide	\$15,000	Klaveness	1 years	16/10
Eleni Ar	52,370	1994	Indoneisa spot	India	\$10,000	Chart not rep		21/10
Akili	52,300	2001	Xingang 1-10 Oct	worldwide	\$26,500	EBC	3-5 months	8/10
Ocean Prince	52,260	2002	China 1-10 Nov	Worldwide	\$15,250	Bunge		23/10
Limnos	52,250	1992	North China 14-16 Oct	Morocco	\$13,700	Carbofer General		10/10
Ocean Prelate	52,239	2002	Surabaya 18-22 Oct	Thailand	\$20,500	Felix Maritime		9/10
Almasi	52,200	2001	North China/S.Korea spot	Singapore-Japan	\$8,000	Island View Durban		24/10
Bianco Bulker	52,193	2001	Japan 1-31 Oct	worldwide	\$25,500	Hanjin Shipping	11-13Mnths	10/10

Maria D	51,650	2002	Thailand 3 Oct	West Africa	\$20,500	PCL		6/10
Voc Galaxy	51,201	2002	Rizhao 21-30 Sep	Singapore-Japan	\$26,000	Oldendorff		1/10
Eleni M	50,992	2001	Lanshan 5-7 Oct	worldwide	\$28,000	Setaf	2 laden legs	2/10
Jin Hui	50,733	2000	Odessa early Oct	Continent	\$21,500	Custodia		2/10
RM Pioneer	50,568	2006	Canakkale 30 Oct-2 Nov	Singapore-Japan	\$10,000	Norden		29/10
Sea Lavender	50,341	2002	North Spain 29 Sep	South East Asia	\$21,500	Oldendorff		1/10
Konstantinos D	50,326	2000	Huangpu 1-0 Oct	East Africa	\$21,000	Cargill		1/10
Sea Lavender	50,326	2002	North Spain 29-Sep	South East Asia	\$22,000	Oldendorff		2/10
Ken Sirius	50,326	2003	Antwerp 12-15 Oct	Mediterranean	\$19,000	Eitzen Bulk		9/10
Merlin	50,296	2001	Lagos 1-10 Nov	worldwide	\$11,500	BMS	4-6 months	24/10
Nanos	50,296	2002	Bolivar early Nov	Chile	\$3,000	Pacbasin		31/10
Jin Zhou	50,212	2001	Rizhao 7-09 Oct	China	\$9,150	Chart not rep		8/10
Josco Nanjing	49,250	2003	Yanbu 21-31 Oct	worldwide	\$13,500	Clipper Bulk	11-13 months	15/10
Loyal Union	48,338	2007	Continent 1-10 Oct	India	\$20,500	Custodia		7/10
Tai Shan Hai	47,698	1986	Muscat spot	China	\$16,000	STX Pan Ocean		16/10
PFS Narayana	47,442	1983	Saldhana Bay spot	West Africa	\$7,000	MUR		22/10
Jia Qiang	47,324	1998	Colombo 14-17 Oct	India	\$7,000	Armada		14/10
Nesrin Aksoy	46,609	1997	Nemrut Bay prompt	US Gulf	\$8,000	MUR		22/10
Danos Z	46,492	2001	Conakry 13-16 Nov	Med/Black Sea	\$5,250	Oldendorff		31/10
Shou Ning Hai	46,455	1985	Jeddah Spot	Persian Gulf	\$6,000	Chart not rep		15/10
Stove Trader	46,223	1999	Istanbul 23-25 Oct	Far East	\$9,250	Oldendorff		24/10
Sophia	45,758	1996	Cape Town 20-25 Oct	PMO	\$20,000	Star		14/10
Union Ranger	45,621	1995	S. Korea 20-25 Oct	USG	\$10,000	Norden		15/10
Global Ocean	45,600	1997	Bremen 10-15 Oct	North Continent	\$15,000	Oldendorff		8/10
Smarty	45,499	2000	Nouadhibou 1-10 Nov	Norway	\$5,000	Custodia		29/10
Anton Topic	45,496	1996	Singapore spot	Japan	\$7,000	Chart not rep		21/10
Anton Topic	45,496	1996	Singapore spot	Japan	\$8,250	Chart not rep		22/10
Getaldic	45,300	1996	New Amsterdam spot	US Gulf	\$16,500	Oldendorff Carriers		9/10
Konkar Theo	45,232	1994	Singapore 10-15 Nov	US Gulf	\$3,000	MUR		30/10
Haoning Glory	45,208	1994	Gijon 24-30 Oct	worldwide	\$9,000	Chart not rep		22/10
Nan Hai	45,181	1996	west coast India 21-31 Oct	US Gulf	\$1,000	Oldendorff		22/10
Bei Hai	45,178	1995	West Med 21-31 Oct	worldwide	\$15,000	Chart not rep	4-6 months	16/10
Dubai Freedom	45,011	1994	Chennai 16-18 Oct	China	\$7,000	AHT		16/10
Nena M	43,200	1995	Bilbao 10-12 Oct	U A E	\$22,750	MUR		8/10
Samanta	39,110	1992	US Gulf 1-10 Oct	North Coast South America	\$17,500	Chart not rep		8/10
Originator	38,594	1985	Vizakhapatnam prompt	Middle East Gulf	\$14,250	Chart not rep		24/10
Springwood	37,694	1984	Sw Pass 12-25 Oct	N coast S. America	\$16,500	Amada		13/10
Team Spirit	37,593	1984	Aratu 12-15 Oct	UK	\$15,000	Bunge	plus \$350,000 B/B.	8/10
Regina Oldendorff	37,000	2006	Recalada 12-14 Nov	Singapore-Japan	\$10,000	MUR		29/10
Navision Bulker	36,537	1985	Karachi 25-30 Oct	Iran	\$14,000	Contilines	10-15 days	21/10
Solent	35,200	2002	Santos 10-15 Nov	Continet	\$10,000	TST		31/10
Great Summit	33,000	2005	Singapore 24-28 Oct	Far East	\$4,800	TPC		28/10
IVS Shikra	29,730	2008	E.Coast UK 24-26 Oct	Algeria	\$12,000	Copanship		24/10
Dynamic G	29,331	1979	Recalada prompt	Eastern Med	\$13,750	Bunge		6/10
Indigo Ocean	28,749	2008	US W.coast 15-20 Nov	Far East	\$5,000	Dooyang	plus \$120,000 B/B.	31/10
Sendai Bulker	28,599	2000	Recalada 6-8 Nov	Singapore- Japan	\$14,000	MUR		29/10
Saranya Naree	28,583	1991	Taiwan 25-28 Oct	Japan	\$10,000	Norden		17/10
Magic Orient	28,450	1995	Paranagua 22-26 Oct	Continent	\$14,000	Armada		16/10
Pontoklydon	28,450	1992	Durban 1-10 Nov	UK Cont	\$4,000	Chart not rep		27/10
Ince Marmara	28,350	2008	E.Coast South America 9-14 Oct	North Continent	\$26,000	Chart not rep		2/10
Infinity River	28,100	2008	Hachinohe 24-30 Oct	Far East	\$4,000	Oldendorff		28/10
Melina I	27,490	1980	Santos 23-28 Oct	Lagos	\$16,500	NOM		17/10
Clipper Mermaid	27,000	2001	Recalada 12-15 Oct	Mediterranean	\$24,500	Chart not rep		8/10
Marie O	26,411	1997	Cilacap	Far East	\$5,000	Austbulk		31/10
Filitsa	23,709	1996	Italy 22-24 Oct	worldwide	\$8,000	Chart not rep	3-4 months	24/10

red colour indicates vessel prior fixing failed



AVERAGE EARNINGS T/C ROUND TRIP ATLANTIC (2003-2008)



AVERAGE EARNINGS T/C ROUND TRIP PACIFIC (2003-2008)

